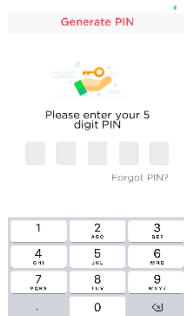


Register for the new My Child At School App now

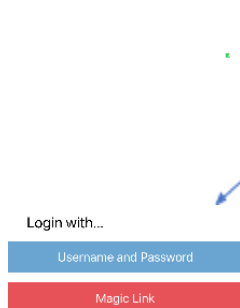


To do this, please download the App from your App store.

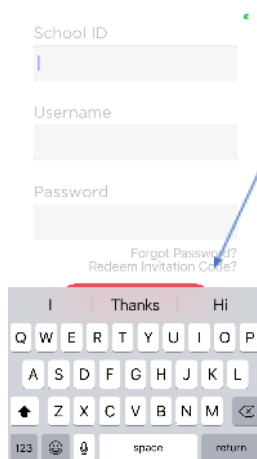
Once downloaded, you will be prompted to choose a 5-digit PIN



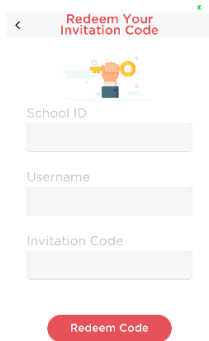
Select to Login with the Username and Password link



DO NOT enter the information we have provided on this page. Instead Click the 'Activation Code' link which is underneath the password box & 'Forgotten Password' link.



Enter your unique username and activation code along with the school ID which is 13085.



The screenshot shows a mobile app interface for redeeming an invitation code. At the top, there is a title bar with a back arrow and the text "Redeem Your Invitation Code". Below the title bar is a small graphic of a person with a lightbulb. The form consists of three input fields: "School ID", "Username", and "Invitation Code". A red button labeled "Redeem Code" is positioned at the bottom of the form. A blue arrow points from the text above to the "Username" input field.

If you have not yet received it please email office@deantrustrosebridge.co.uk to be sent this.

Once you have completed the above you will be asked to confirm your email address and set your own password which needs to be 8 characters long with at least 1 capital letter and 1 special character.

The school ID is 13085

We recommend using the App version as some web browsers do not show all the features.