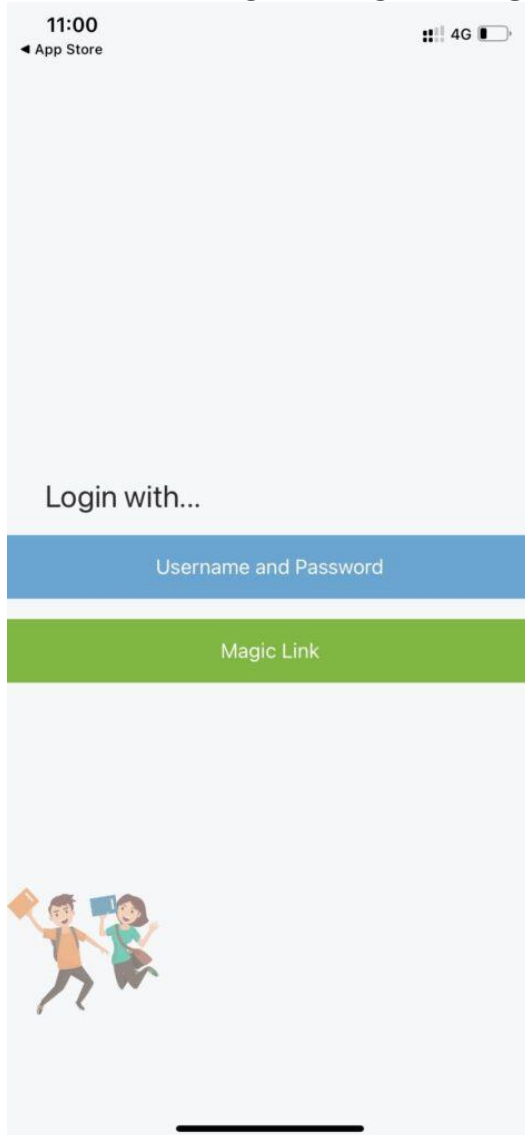


# How pupils access Bromcom App on a smartphone

The school ID is: 13084

Step 1- Student can now **download the Bromcom Student App** on their phone and select to log in using the **Magic Link**.



Step 2 - The Student would then enter the **School ID** and their **Single Sign on Email** that you added to their **User Account** in the previous steps.

11:00  
App Store 4G

< Add Account via Magic Link

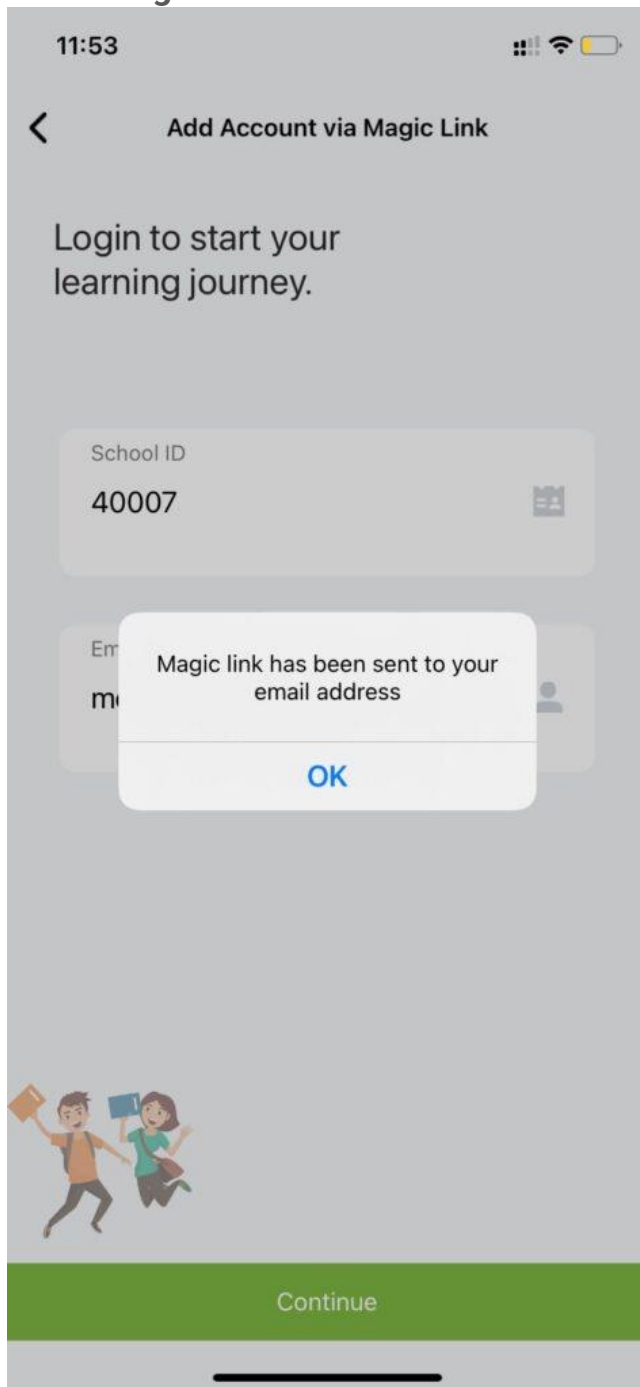
Login to start your learning journey.

School ID  
40007

Email  
exampleemail@bromcom.com

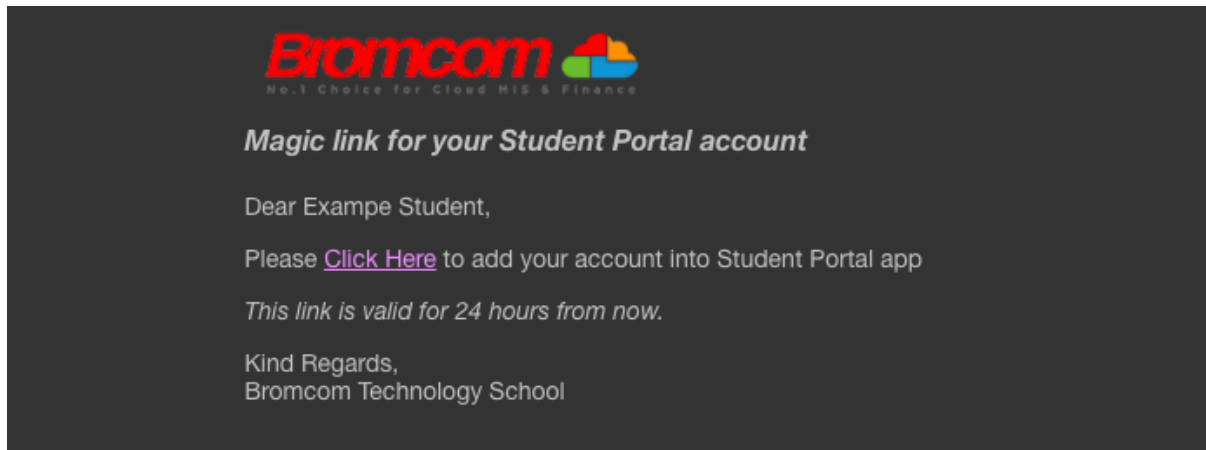
q w e r t y u i o p  
a s d f g h j k l  
↑ z x c v b n m ↵  
123 space @ . done  
😊

Step 3 - Once the **School ID** and **Email** have been entered, the **App** will state that a **Magic Link** has been sent to their **Email Address**.



Step 4 - Below is an example of how the **Email** containing the Link will arrive to the **Student**, which they would then click to open.

**Note:** Students **MUST** open the **Magic Link Email from a DEDICATED EMAIL APP on the Mobile Phone/Device** that the **Student Portal App** is also installed on.



Clicking this link will enable Students to use Single Sign for the Student Portal and bypass the need to enter credentials moving forward.

From now on, when Students log in to the Student Portal either via the **Web or App Version, the App** will take them straight through after they enter their 5 digit code or use Face/Touch Recognition while the **Web Version** will take them straight through after they select **Login with Microsoft/Google Account** as seen below;



# Student Portal

STUDENT LOGIN

School ID



Username



Password



Remember School ID and Username

[Forgotten Login Details?](#)

[Redeem Invitation Code?](#)

Login

Single Sign-On Providers



Login with **Google** Account



Login with **Microsoft** Account

No more remembering Usernames or Passwords!



- Dashboard
- My Subjects
- My Timetable
- Attendance
- Assessment
- Behaviour
- Reports
- Exam Timetables
- Exam Results
- Homework
- Quizzes
- Lesson Plans
- Group Forum

<b>My Subjects</b> <span>More</span> No Subjects data found	<b>My Timetable</b> <span>More</span> No Timetable data found	<b>Reports</b> <span>More</span> No Reports found
<b>My Bookmarks</b> <span>+</span> <span>🔍</span> <span>🗑️</span> Free TES resources Link to free resources <span>🏛️</span> Google Google <span>🏛️</span>	<b>News</b> <span>More</span> Recent (0) News No News data found	<b>Attendance</b> <span>More</span> Is Exampe Student at school? No Attendance data found
<b>Behaviour</b> <span>More</span> Behaviour No Behaviour data found	<b>Assessment</b> <span>More</span> No Assessment data found	<b>Exam Results</b> <span>More</span> No Exams Results data found