



NEWSLETTER

Headteacher Message

Last night at Dean Trust Rose Bridge we celebrated our annual Pupil Award's Evening. The Sports Hall was full of our winners as well as their parents and carers who came along to support the fantastic event. The pupils who received awards embody exactly what it means to be a DTRB pupil, they are a credit to themselves and I am confident that all of them have a wonderful future ahead. A huge thank you to the prefects who once again supported the event, as well as our pupil musicians who put on four fantastic performances.

It has been a very busy half term - we hope that all pupils have a great back and arrive back next half term refreshed and ready to learn. We are still having a huge drive on attendance and every day really does count.



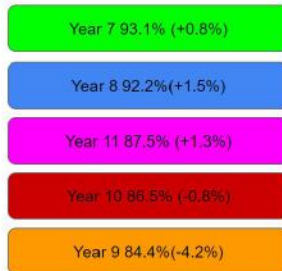
Lucy Cropper
Head of School



James Hazeldine
Executive Headteacher

Attendance Matters!

Y7	92.3%
Y8	90.7%
Y9	88.6%
Y10	87.3%
Y11	86.2%



Attendance
Champion...



Mrs Agha



EMPLOYEE OF THE WEEK:

Mrs Ashurst for being an angel in a headset ...supporting staff across school and being our first line of communication with parents and carers .Explaining MCAS, helping people register , finding glitches in the system and supporting parents with the new homework system.



KS3 Food and Nutrition

KS3 have been very busy this half term developing their practical skills and learning about the Eatwell Guide, nutrition and food provenance areas. In year 7 we have developed our knife skills and hob safety skills by making a fruit salad and a tomato ragu and in year 8 and 9 we have made a roux sauce (Mac and Cheese) and developed our knowledge on gluten and where flour comes from by making bread.



KS4 Hospitality and Catering

Our year 11's have come back from summer raring to go and have been producing some outstanding coursework, I am so impressed!

We have been developing our knowledge on nutrients, dietary needs for different age groups and the affects on food using different cooking methods. In year 10 we have made a great start and have made a range of dishes from spring rolls to sweet and sour chicken. Well done everyone, Miss Lewis and Miss Daniels are so impressed!

Y11 Coursework intervention is on Thursday until 4pm.

KS3 Design Technology:

KS3 have made an excellent start to the term! We have had a huge push this half term on measuring and marking with accuracy in order to produce a quality product.

KS3 Projects:

Y7 Manufactured Boards:


Y7 have been learning the properties and uses of MDF before constructing their desk tidies with a range of hand tools!

Y8 Precious Plastics:

Y8 have been focusing making more sustainable choices as designers and have been collecting HDPE products such as milk bottles and bottle lids to produce a recycled spork.

Y9 Natural Timbers:

Y9 are focusing on accuracy and making effective use of finishing techniques



9Y1!



Orla
Y7

KS4 3D Design:

Y10 are focusing on building their skills in innovation by looking to Iconic Designers to inspire their designs for storage units!

Y11 are continuing to work on Component 1 of their coursework which counts for 60% of their grade! They are exploring the theme of Natural Forms and producing outcomes across Architecture and Sculpture.



Thomas
Y7

Y10 & Y11 3D Design Catch Up Club and focus group interventions: Friday 3-4pm.

Computer Science

All pupils in Year 8 and 9 have been working hard this week on their end of half term assessments. Year 8 working on an Introduction to HTML and Year 9 working on an Introduction to Binary.



Introduction to HTML

What is HTML?
HTML stands for "Hypertext Markup Language" and it is the language of the web. Almost all webpages are written in HTML.
HTML is made up of "Tags" (often in pairs).
HTML tags are used to tell the browser how some text (or an image) is to be arranged on the webpage, giving the page content some structure.
Different tags do different jobs, for example, this is the HTML tag that tells the browser to display some text as a heading:

```
<h1>This is the Title</h1>
```

These tags tell the browser to display the text as a heading (big and bold).

For pairs of tags, the closing tag will always contain a forward slash.
For example: `<tag name="x">...</tag name="x">`

Paragraph Tags
Paragraph `<p>` tags have a property that allows text to be aligned.
In the example below, you can see how the property "align" has been given the value "center" (notice American spelling) to center align the text. It will also accept the alignment values "left", "right" and "justify".

Starter Code
All pages written in HTML will begin with some basic starter code. These include 3 important pairs of tags (html, head and body):

Key Vocabulary

Font Tags
The font `` tag can be used to style text.
The font tag has three attributes: "face", "color" and "size".
If the "face" attribute is given a font name as its value, the text will be styled in that font.
Similarly, if the "color" attribute is given a colour name or colour code as its value, the text will be styled in that colour.
And if the "size" attribute is given a numeric value, the text will be sized accordingly.

An example of all three attributes in use is shown below, but please note that not all have to be used together.

Headings, Breaks and Background Colours
Heading `<h1>` tags, will re-style the text it surrounds so that it is big and bold.
Horizontal Rule `<hr>` tags, add a line across the page.
Break `
` tags create a new line (like hitting enter on a keyboard when typing).
Adding the `<body>` tag's "bgcolor" attribute, along with a colour name or code as its value, will change the background colour of the webpage.

Images
Images can be added to an HTML page using the `` tag. The image tag has the attribute "src" (meaning Image source), which will take the address of an image as its value. The image below shows an example of the image tag in action.

Hyperlinks
When we create a text-based hyperlink, we surround the text with anchor tags. In the opening anchor tag, we need to add the address of the webpage that we would like the text to open, when it is clicked. This is done using the "href" attribute along with an address for the attribute's value.





Great work this week in KS4 lessons. Pupils in year 10 have been looking at Design Psychology and year 11 have been completing Learning Aim B of Component 2. Fantastic work from both classes.



KS3 Art and Design:

KS3 Art and Design pupils have been working really hard this half term learning new observational drawing techniques using both the grid method and drawing everyday objects from observation. Pupils in year 8 are learning how to apply multiple types of media to their Ian Murphy drawings, year 7 are learning about the formal elements and year 9 are creating pen drawings inspired by Andrea Joseph and Janice Wu.



KS4 Art and Design:

KS4 Art and Design pupils have been working hard on their coursework component 1 portfolio based on the theme of Identity. Pupils have chosen their own artists and use a wide range of media to create a series of personal responses.



ANNUAL AWARDS EVENING



This week we celebrated our annual Pupil Awards Evening. The Sports Hall was full of our winners as well as their parents and carers who came along to support the fantastic event. The pupils who received awards embody exactly what it means to be a DTRB pupil, they are a credit to themselves and their families. A huge thank you to the prefects who once again supported the event, as well as our pupil musicians who put on four fantastic performances.



Art & Technology Department Stars of the Half Term



Art: Molly H
Food and Nutrition: Jack G
Textiles: Connor D
Design Technology: Lexi F
Computer Science: Kyle W



Art: Beth B
Food and Nutrition: Layla R
Textiles: Ilham A
Design Technology: Dominik F
Computer Science: Beth B



Art: Tulisa W
Food and Nutrition: Kaitlin A
Graphic Communication and Photography: Lexie P
Design Technology: AMy M
Computer Science: Nathan J



Art: Drew S
Hospitality and Catering: Scarlett H
3D Design: Molly W
BTEC Digital IT: Henry T



Art: Domanic T
Hospitality and Catering: Aimee O
3D Design: Andrei R
BTEC Digital IT: Michael C

MATHS CHALLENGE

Trick or Treat

Kathy, Lisa, Missy, and Nate are going Trick or Treating in their neighborhood. They are planning their routes. Read the clues to see which street each child will begin collecting candy.

CLUES

1. Karen is older than the person who will start on Sycamore Street and the person who will start on Maple Street.
2. The girl who will begin on Oak Street lives near Kathy.
3. Lisa and the person who will start on Oak Street are best friends.
4. The person who will begin on Sycamore Street lives next door to Nate.

	Oak Street	Sycamore Street	Maple Street	Dogwood Street
Kathy				
Lisa				
Missy				
Nate				



NUMERACY CHALLENGE

Plan for a halloween party!

You have 15 children coming to your party and you've decided to make halloween cupcakes!

This recipe will make 20 cupcakes.
Calculate the amount of each ingredient you will need so that each child at your party gets the same number of cupcakes!

Why don't you try to actually make these!!!



Ingredients
200g butter, softened
300g golden caster sugar
200g dark chocolate, melted
2 eggs
250g self raising flour
¼ tsp baking powder mixed with 100ml boiling water
50g cocoa powder

LITERACY CHALLENGE



Word of the Week: Ominous (adjective)

= giving the impression that something negative is going to happen.

1. List all the synonyms you can think of for the work **ominous**.
2. Use the word **ominous** in three different sentence types.
3. How would you make the work **ominous** in to an adverb? Create another sentence that uses this word.

CMQ: How could you link the word ominous to Halloween?

EXTENSION: Write a paragraph about your experiences of Halloween!

Make sure that you use ambitious adjectives. This will help your readers vividly imagine what you are describing!



BOOK OF THE WEEK: The Haunting

The Library is in its Halloween finery, ready for the annual Spookfest, so this week's book is, of course from our HORROR section. It's called '**The Haunting**' and it's by **Alex Bell**.

Some curses grow stronger with time...People say that all Cornish inns are haunted, but the Waterwitch's history is particularly chilling. Built from the salvaged timber of a cursed ship, the guest house's dark secrets go further back than anyone can remember.

Emma is permanently confined to a wheelchair after an accident at the Waterwitch which took place when she was ten. Seven years later, she decides to return to the place where the awful event occurred. But the ancient inn still has its ghosts, and one particular spirit is more vengeful than ever...





Europa League Trip - FC Omonia

Last Thursday evening 38 pupils and 8 staff were selected to attend a Manchester United Europa League fixture against FC Omonia due to a generous donation of tickets from Manchester United Foundation.

Pupils were selected by their Heads of Year and rewarded for their excellent attendance and behaviour during the start of the school year.

All involved had a fantastic night and it was great to see the pupils celebrating a last minute winner to see Manchester United win 1-0 at full time.



Year 5 & 6 Girls Primary Football Competition

Year 5 and 6 girls from local primaries were invited to take part in a football competition hosted at DTRB.


The event was organised and ran by our partnership officer who was assisted by Year 10 and 11 pupils. Kaiden B and Mia J did a fantastic job of officiating the games whilst Nikola M kept record of the scoring and team points.

The final game between Ince CE and Canon Sharples finished with a draw leading to a penalty shoot out. Ince CE came out victorious after winning the penalty shootout 3-2.

Congratulations to all involved and it was amazing to see so many girls down playing football!



MANCHESTER UNITED FOUNDATION



Literacy group – using football to engage year 7 pupils and improve comprehension and reading skills, this half terms focus is Marcus Rashford's career.




Street Reds – Every Monday evening 5-7pm and has had an average of 50 attendees since its start up in September ages 8-18.



HOUSE POINTS



Turing	965
Churchill	860
Sanderson	810
Franklin	640
Nightingale	615





YEAR 7

Connor D

Mr consistent, always positive to the school environment and enters every lesson with a positive attitude. Keep it up Connor

YEAR 8

Brennan H

Brennan is a valued member of the year team, he has always attends each day displaying the DTRB core values. He has been commended for his efforts in numerous subject and gaining end of term rewards. Well done and keep it up!

YEAR 9

Erind G

Erind makes all the right choices. He has collected 125 positive points with no negative points with 100% attendance, punctuality and no meetings at the end of the day. He just gets on with it in school with no fuss. Well done Erind. It is a pleasure to have you in our year group. I notice you having a bright future.

YEAR 10

Demi D

Huge improvement in attendance this year around. Great attitude in class and form

YEAR 11

Regina R

128 Positive points on Bromcom – Well done Regina keep up the great work.



KICKS DANCE

FREE!



Street Dance | Wednesday 6pm-7pm @ Wigan Athletic Football Academy,
Stadium Way, Wigan, WN5 0YN, open to both girls and boys between the ages of 10-16

Street Dance (closed session, invite only) | Wednesday 7pm-8pm @ Wigan Athletic Football Academy
Stadium Way, Wigan, WN5 0YN

For further information contact Rachel Wood on
01942 318090, or email r.wood@wiganathletic.com

wiganathletic.com/community  @LaticsCommunity

WIGAN RUFC RUGBY CAMP
FREE TO ATTEND
OPEN TO YEAR 7 8 AND 9 BOYS

26TH OCTOBER 10AM - 3PM

Rugby Union is a fun inclusive sport based on core values of teamwork, respect, enjoyment, discipline and sportsmanship.

BOOK YOUR SPACE NOW!

(LIMITED AVAILABILITY)

Send us an email:
tryitrugby@hotmail.com

Or

Phone us:
07913 206205



WIGAN R.U.F.C.

Wigan RUFC,
Wingates lane,
Haigh Hall, WN1 2SJ

WIGAN ATHLETIC - GIRLS FOOTBALL



GIRLS FOOTBALL

MONDAY

Girls Football - 6-7pm, Standish High School, Year 1-2, £4

Girls Football - 7-8pm, Standish High School, Year 3/4/5 and 6, £4

Girls Development Centre - 7-8pm, Standish High School, 11-16 Years old, £4

TUESDAY

Weetabix Wildcats - Tuesday 5pm-6pm, Leigh Sports Village, Year 1 and 2, £3 (FREE DURING OCTOBER)

Weetabix Wildcats - Tuesday 5pm-6pm, Leigh Sports Village, Year 3/4/5 and 6, £3 (FREE DURING OCTOBER)

WEDNESDAY

Weetabix Wildcats - 5pm-6pm, Fives Wigan, Year 1 and 2, £3

Weetabix Wildcats - 6pm-7pm, Fives Wigan, Year 3/4/5 and 6, £3

THURSDAY

Weetabix Wildcats - 5pm-6pm, Ashton Leisure Centre, Year 1 and 2, £3

Weetabix Wildcats - 6pm-7pm, Ashton Leisure Centre Year 3/4/5 and 6, £3

FREE ONLINE BOOKING

To book a place visit officialsoccerschools.co.uk/wiganathletic, or for details contact Ben Chapman on 01942 318090, or email b.chapman@wiganathletic.com

wiganathletic.com/community



@LaticsCommunity



ASPULL RFC
IN ASSOCIATION WITH TRY IT RUGBY ACADEMY & SARAH MAC FITNESS



BOOK NOW!

TRYITRUGBY@HOTMAIL.COM
OR
07913206205

JUST £30PP

GIRLS 11-16 YRS ONLY RUGBY RETREAT

8.30AM TO 16.30 PM ONLY 20 PLACE
AVAILABLE

**Tues. 25th
October**

A Rugby camp like no other!

1. Rugby related skills and games
2. An Introduction to speed training
3. An Introduction to Strength & Conditioning
4. An Introduction to recovery & rehab
5. Well-being Activities
6. FREE Health breakfast & lunch
7. FREE Healthy / well-being goody bag
8. FREE Training t-shirt

Venue: ASPULL RFC, Woodshaw Park, Aspull, Wigan, WN2 1PJ



HT1 EXTRA CURRICULAR ACTIVITIES




Before School	Breakfast Club iClass				
Lunch	Chess Club Claudia Kowalski Music MS1, Mr Lowe Football Astro, Mr Volante & Dan Lunch Club iCLASS Maths Support Club MA1 Computer access CS2 Gardening Club Mr Campbell	Games Club Library, Miss Worrall Singing Group MS1, Mrs Ashton Football Astro, Mr Volante & Dan Science KS4 Homework support SC6, Miss Green Lunch Club iCLASS Geography 'Interactive Geography Club' GE1 Maths Homework Support Club Miss Banks MA4	Poetry Club (KS3) EN4, Regina Ruggiero Performing Arts/Music KS4) Mrs Ashton, Mr Lowe Football Astro, Mr Volante & Dan Literacy Council EN6, Mr Morton Lunch Club iCLASS Maths Council Mrs Lane MA6	Fake News Flash EN1, Miss Jones Games Club Library, Miss Worrall Music Y9 MS1, Mr Lowe Guest Artist PAS, All Years Football Astro, Mr Volante & Dan Lunch Club iCLASS Ethics Club (y9 and 10) SS2, Mrs Johnston Science revision 11x3 Sc6, Miss Green	Drama Club Y7&8 PAS, Mrs Ashton Football Astro, Mr Volante & Dan Lunch Club iCLASS
	After School 3pm – 4pm		Music (Y10) MS1, Mr Lowe Boys Rugby (KS3) PE, Mr Shepherd Badminton All Years Miss Reilly KS3 Science Club Sc2 Darts with Dearnis Mr Dearnley, Ma5 Maths Support Club MA1 Art Club (KS3) DE1 Stem Club Mrs Lane Ma6	Performing Arts Y9 PAT, Mrs Ashton Music (Y11) MS1, Mr Lowe Netball 7 and 8 PE, Miss Warren Gym club Miss Reilly	Performing Arts KS4 PAT, Mrs Ashton Mathletes Mr Dearnley, MA5 Girls Football Mr Volante Netball 9, 10, 11 Miss Warren Boys Football Yr 7 and 8 Mr Volante KS3 Computing Club Mr Finnegan, CS2 Creative History Mr Johnson H11

SCHOOL PARKING

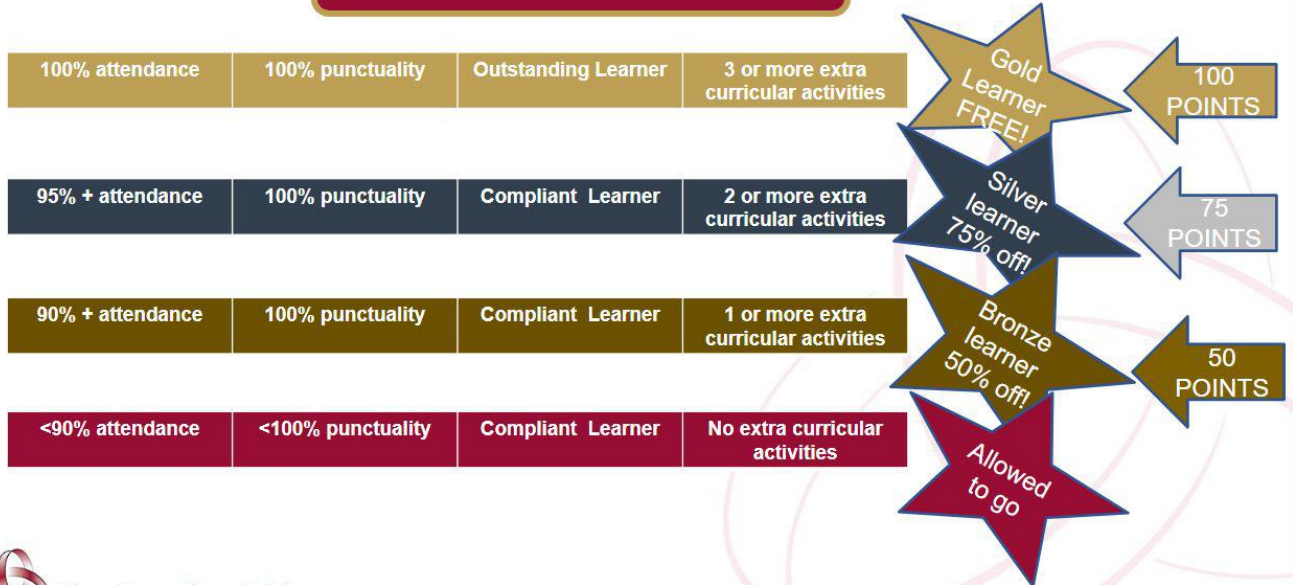


It has been lovely to see so many parents and carers at the beginning and end of the school day transporting our pupils to and from school. We do appreciate parking is limited, but can we politely ask that we support our lovely neighbours who live on Georges Lane by not parking on there. It is a private road that is looked after by the residents. Your support on this matter would greatly appreciated. You have been amazing at keeping the front of school clear and safe for our pupils. Thank you for helping to keep our students safe.





How does it work?























Please can parents be aware that medical appointments should, wherever physically possible, not take place during school hours. They should be arranged for before or after school. The attendance office should be notified via phone when this is not possible.

It is also essential that parents of absent pupils should call school to notify us of reasons **before 9am**. After this time, communications regarding absence will primarily go home **via email**. Parents who have downloaded the MCAS app, will also get a notification there. If you think you need to update your details to accommodate this, please get in touch.

As always, excellent attendance at school is the only sure-fire way to guarantee excellent success for our pupils. Don't forget about our Going for Gold reward scheme which concludes in the summer with a fantastic reward trip for pupils!

STANDARDS AND EXPECTATIONS



Dean Trust Rose Bridge		Standards and Expectations			
Be Ready		Be Respectful		Be Safe	
<p>Key items to bring to school each day</p> <p><u>Essentials:</u></p> <ul style="list-style-type: none"> School bag 100% folder Planner Water Bottle Reading book Pencil case including the following: <ul style="list-style-type: none"> 2 black pens Pencil Ruler Rubber Green pen Red Pen Scientific calculator Highlighter pens A dictionary is desirable but not essential              	<p>Attendance and punctuality</p> <p>Pupils should have 100% attendance.</p> <p>Holidays taken during term time will not be authorised and may incur a Fixed Penalty Notice / Fine.</p> <p>Pupils absent from school for 10% of the time are defined as: 'Persistent absentees'.</p>  <p>Good attendance supports pupil progress.</p> <p>Pupils need to be in school before 8.38am ready for Form Time.</p> <p>Pupils must be on time for all lessons.</p> <p>School PE kit must be worn to every PE lesson.</p>	<p>Uniform</p> <p>Footwear should be plain black shoes, business style with leather upper, no boots or large laces. Black knee socks (no bows) or tights.</p> <p>Accessories are not permitted.</p> <p>Be aware that some retailers call their training shoes, shoes.</p> <p>If it looks like a trainer or pump it is, and these are not permitted. Pupils must be smart at all times.</p> <p>Hoodies are not permitted.</p> <p>Outdoor coats should be removed inside the building. Blazers and school ties are to be worn at all times. Only badges awarded by the school may be worn upon the lapel of the blazer. Shirts must be tucked in.</p> <p>Trousers with the school logo, must be tailored (no jeans, skinny leg, leggings or chinos etc). Finiferos & skirts with the school logo, must be knee length.</p> 	<p>Travel</p> <p>Pupils should travel to and from school in full school uniform. When representing the school pupils should behave in respectful and courteous way.</p> <p><u>Accessories, haircut and facial hair</u></p> <p>All hairstyles should be smart in appearance.</p> <p>No extreme haircuts (full head, bare blade shaves, trim lines etc).</p> <p>Skin tides are acceptable if there is a minimum of a number 2 on top</p> <p>Only natural colours/tones are acceptable. Accessories should be small in size and in the school colours.</p>   <p>Hair longer than shoulder length must be kept tied up at all times.</p> <p>Boys must be 'clean shaven'.</p>	<p>Jewellery and makeup</p> <p>For health and safety reasons pupils are not permitted to wear any jewellery other than a watch.</p> <p>No earrings or piercings are allowed.</p> <p>Makeup, false tan, permanent or semi permanent make up, nail varnish or accessories are not allowed (false nails and false eye lashes).</p> <p><u>Healthy schools</u></p> <p>Only water can be consumed in school or in the classroom (750ml or less). Water can be purchased at break and lunch time.</p> <p>No family size/sharing bags or sweets, chocolates or crisp etc are allowed.</p> <p><u>Environment</u></p> <p>Keep our school tidy, do not drop litter or chew gum.</p> 	<p>Mobile phones and electronic devices</p> <p>No mobile phones or electronic devices should be brought into school (this includes smart watches).</p>  <p>Pupils who need a mobile phone for their journey to and from school should follow school procedures and hand it in to the Pastoral Team before entering the building.</p> <p><u>Banned items</u></p> <p>Banned items are any items which may cause damage to other pupils and/or the school environment e.g. aerosols, cigarettes, marker pens, chewing gum, E-cigarettes, lighters, weapons etc.</p> <p>Dean Trust Rose Bridge has the right to ban any item during the academic year that breaches health and safety.</p>

'You cannot climb the ladder of success dressed in the costume of failure'

At Dean Trust Rose Bridge, we believe that the standards of personal appearance are reflected in the attitudes of our pupils. By dressing to a high standard, it has been shown that our standards of work, and subsequent outcomes, improve over time. Please support the school by ensuring that your child adheres to the school's high standards of uniform and appearance. Each day staff will check that pupils are dressed in accordance with the above expectations.

Banned items should not be brought into school. Banned items will be confiscated by staff. Please refer to our Standards and Expectations poster for clarity on banned items.

Mobile phones: Any pupil found with their mobile phone during the school day will have this item confiscated. Confiscated phones will not be returned to a pupil under any circumstances. It is the parent/carers responsibility to collect the device from school at a mutually agreed time.

If pupils need to bring a mobile phone to school to ensure their safety when travelling, they must be handed in at the start of the day, before entering the building.

Sanctions will be applied to any pupil who fails to meet the school's standards and expectations.

With your support, we will continue to improve the standards at Dean Trust Rose Bridge School. Together, we will continue to make progress, giving all our pupils the best life opportunities by developing hard-working and dedicated young adults with high standards and aspirations.

Standards & Expectations

Lines of Communication

Just a reminder to all parents, that your **child's Form Tutor** should always be the first port of call if there are any questions or concerns. Furthermore, due to staff absence, if you have contacted a member of staff and have not heard back, please contact

office@deantrustrosebridge.co.uk

and we can ensure any messages are directed to the right person.

Up to date contact details

Please can we ask that you ensure we have your most recent contact details on file so that if I have to communicate any changes to the normal operation of the school you receive the relevant messages.



Working together

Our strength develops when we work together as a community, ensuring that the children and young people who attend Dean Trust Rose Bridge receive the best possible experience even during these uncertain times. We feel blessed that we have such a supportive parents, wonderful pupils, and an incredible staff who always go above and beyond for your children.



DTRB Standards & Uniform Expectations

Hair and Appearance

Uniform Standards

Shoes and Footwear

Be Ready, Be Respectful, Be Safe

- Style**
- * No Patterns or Tramlines
 - * No Bareblade hair cuts
 - * No Hair Accessories
 - * No Loose long hair
 - * No Hair Dye or Tip Dying
 - * No Braids
- Cosmetics**
- * No Nail Varnish or False Nails
 - * No Jewellery
 - * No Tattoos
 - * No False Lashes
 - * No Make up or Fake Tan

- * No Skirt or Pinafore above the knee
 - * Not Black Skirts
 - * No Fashion Trousers/Pants
 - * No Leggings
 - * No Jeans
 - * No rolling up of skirts
-

- | | | |
|--|--|----------------------|
| | | * No Boots |
| | | * No Pumps |
| | | * No 'Bling' |
| | | * No Heels |
| | | * No Coloured shoes |
| | | * No Patterns |
| | | * No Sandals |
| | | * No Trainers |
| | | * No Sports Logos |
| | | * No 'Shoe-Trainers' |

Any pupils found not following these simple expectations will be sanctioned.
Repeat offenders will be on Uniform Report.

- ✓
- ✓ Shoulder length hair tied up at all times
 - ✓ Natural Hair Colours Only
 - ✓ Plain Black Hair Band, Bobble or Clip
 - ✓ Wrist Watch allowed

- ✓
- ✓ Tailored Only Trousers
 - ✓ Pinafore or Grey Box Pleat Skirt
 - ✓ Plain Black Socks (Knee High for skirts)
 - ✓ Plain Black Tights

- ✓
- | | | | |
|--|--|--|--|
| | | | |
|--|--|--|--|
- ✓ Plain Black and Polishable Shoes only ✓ Bright Trainers are allowed for PE only.

Safer Internet Tips...

Top Tips for Parents and Carers

Have a look at the tips and links below with some suggestions on how to get you started and help you to stay safe and positive online. You and your family can #PlayYourPart in creating a better internet by...

Having conversations without judgement.

Whether by playing games, watching videos, or doing things your child enjoys, spending time together online is a great way to start conversations about the online world and how they're finding being a part of it.

It is important to ask questions and take an interest in what your child enjoys online. An essential part of having this open dialogue is to not judge, even if their behaviour or life online isn't what you wanted or expected. This ensures that your child feels they can come to you if ever they make a mistake or experience a problem online.



Knowing where you can learn more about their favourite apps and games.

Websites like Common Sense Media or The Family Gaming Database can be invaluable sources of information. When your child starts talking about a new game or app, why not do some research into the reporting and blocking options available? Then you can help your child if they come to you with an issue.



Getting support if things go wrong.

There are lots of organisations who are there to support you and your family if something has gone wrong. The [Report Harmful Content website](#) can help you with issues such as cyberbullying, impersonation and threats. You can report worrying behaviour towards children to [CEOP](#). Find out more on [Children's Get Help page](#).

Reassuring your child that whatever happens online, you are there to support them.

Let your child know that the best way to address any problem they have online, is to tell a trusted adult immediately. For example, this might include someone sending them a friend request; an online message; telling them to visit a specific website, or app; or asking them for their personal information. Reassure them that if anything happens online that they are unsure about, or makes them feel worried or upset, they can come to you for help.

More advice and guidance

<https://www.thinkuknow.co.uk/parents/articles/is-my-child-ready-for-social-media/>



Useful Contacts and Resources

Revision Skills- Revision Hacks.

<https://gmhigher.ac.uk/resources/revision-skills-revision-hacks/>

Pomodoro Technique:

<https://gmhigher.ac.uk/resources/revision-skills-pomodoro/>

Worksheet:

Traffic Light Technique:

<https://gmhigher.ac.uk/resources/revision-skills-traffic-light-technique/>

Revision Timetable:

<https://gmhigher.ac.uk/resources/revision-skills-revision-timetable-handout/>

Choices- HE What and Why?

<https://gmhigher.ac.uk/resources/choices-he-what-and-why/>

Choices- Post-16 options

<https://gmhigher.ac.uk/resources/choices-post-16-options/>

Student Life – HE options

<https://gmhigher.ac.uk/resources/student-life-he-options/>

Student Life – Support at university

<https://gmhigher.ac.uk/resources/student-life-support-at-uni/>

Worksheet:

<https://gmhigher.ac.uk/resources/choices-post-16-options-true-or-false/>

Student Life – Path Finder

<https://gmhigher.ac.uk/resources/student-life-path-finder/>

TOPIC: INTERVIEW SKILLS

Interview Skills – How to get through your interview

<https://gmhigher.ac.uk/resources/interview-skills-your-interview/>

Interview Skills – First Impressions

<https://gmhigher.ac.uk/resources/interview-skills-first-impressions/>

WORKSHEETS:

Interview Skills – Who got the job?

<https://gmhigher.ac.uk/resources/interview-skills-who-got-the-job/>

Interview Skills – What makes you stand out?

<https://gmhigher.ac.uk/resources/interview-skills-stand-out/>

TOPIC: BUDGETING SKILLS

Budgeting Skills – Prudent Student Game

<https://gmhigher.ac.uk/resources/budgeting-skills-prudent-student/>

Budgeting Skills – Mythbusting

<https://gmhigher.ac.uk/resources/budgeting-skills-mythbusting/>

Budgeting Skills – What students spend their money on

<https://gmhigher.ac.uk/resources/budgeting-skills-spending/>

WORKSHEETS:

Budgeting Skills – Budgeting activity Instagram

<https://gmhigher.ac.uk/resources/budgeting-skills-instagram/>