



DEAN TRUST Rose Bridge

NEWSLETTER

Headteacher Message

It is with great sadness this week that upon our return to school we hear the sad news about the passing of Her Majesty Queen Elizabeth 2nd. Our thoughts both as a school and as a Trust go out to all of her family as well as those who have been affected by the news of her passing. Today in school we asked all Form Tutors to suspend normal form activities this morning and instead use the time to remember the Queen, watch videos of her life and have conversations with the pupils around her life and how important she has been to us as a country.



Lucy Cropper
Head of School

School Parking

Parking

It has been lovely to see so many parents and carers at the beginning and end of the school day transporting our pupils to and from school.

We do appreciate parking is limited but can we politely ask that we support our lovely neighbours who live on Georges Lane by not parking on there.

It is a private road that is looked after by the residents. Your support on this matter would greatly appreciated.

You have been amazing at keeping the front of school clear and safe for our pupils. Thank you for that.



Welcome to.... evenings

We are really looking forward to meeting the parents and carers of our students at the Welcome to evenings.



Welcome to Year 11 Evening, Thursday 15th September 2022

Welcome to Year 10 Evening, Thursday 22nd September 2022

This will be an opportunity to hear vital information about your child's final year at Dean Trust Rose Bridge and will include key information relating to;

- Key dates from examination boards,
- Key dates relating to the mock examinations,
- How you can support your child through their examinations,
- College open days and applications.

Attendance at this event is vital in order to fully support your child in their final examination year. To ensure that you are provided with all the information we are allocating a specific time slot to attend the presentation and meet the colleges.

For each event the schedule is below:

| | Performing Arts for School Presentation | Opportunity to meet the colleges |
|---------------|---|----------------------------------|
| 6pm – 6.30 pm | X band pupils | Y band pupils |
| 6.30pm- 7pm | Y band pupils | X band pupils |

There will also be an opportunity to receive support on how to access the MCAS Parent Portal in our History classrooms at the event.



MCAS Parent Guide
MyChildAtSchool [MCAS]

Register for the new My Child At School App now

To do this, please visit the website below or download the App from your App store.

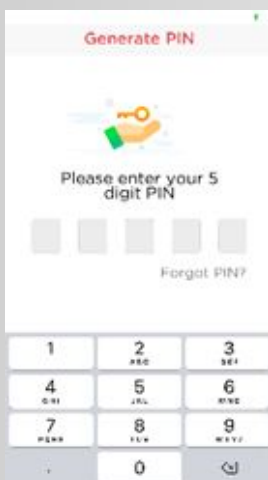
www.mychildatschool.com/MCAS/MCSRedeemInvitationCode

Step 1



Once downloaded, you will be prompted to choose a 5-digit PIN

Step 2



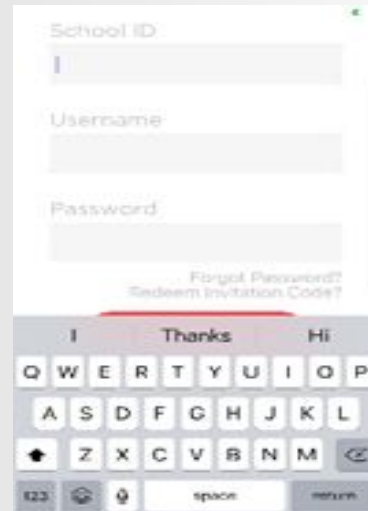
Select to Login with the Username and Password link

Step 3



Step 4

Click the 'Activation Code' link which is underneath the password box & 'Forgotten Password' link



Step 5

Enter your unique username and activation code along with the school ID which is 13085.

If you have not yet received it please email office@deantrustrosebridge.co.uk to be sent this.

Once you have completed the above you will be asked to confirm your email address and set your own password which needs to be 8 characters long with at least 1 capital letter and 1 special character.


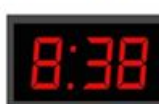




The school ID is 13085

We recommend using the App version as some web browsers do not show all the features

MCAS Parent Guide
MyChildAtSchool [MCAS]

Standards & Expectations

Standards and Expectations

| Be Ready | | Be Respectful | | Be Safe | |
|---|--|--|--|---|--|
| <p>Key items to bring to school each day</p> <p><u>Essential:</u></p> <ul style="list-style-type: none"> School bag 100% folder Planner Water Bottle Reading book Pencil case including the following: <ul style="list-style-type: none"> 2 black pens Pencil Ruler Rubber Green pen Red Pen Scientific calculator Highlighter pens <u>A dictionary is desirable but not essential</u>  | <p>Attendance and punctuality</p> <p>Pupils should have 100% attendance.</p> <p>Holidays taken during term time will not be authorised and may incur a Fixed Penalty Notice / Fine.</p> <p>Pupils absent from school for 10% of the time are defined as: 'Persistent absentees'.</p>  <p>Good attendance supports pupil progress.</p> <p>Pupils need to be in school before 8.38am ready for Form Time.</p> <p>Pupils must be on time for all lessons.</p> <p>School PE kit must be worn to every PE lesson.</p> | <p>Uniform</p> <p>Footwear should be plain black shoes, business style with leather upper, no boots or large logos. Black knee socks (no bows) or tights.</p> <p>Accessories are not permitted.</p> <p>Be aware that some retailers call their training shoes, shoes.</p> <p>If it looks like a trainer or pump it is, and these are not permitted. Pupils must be smart at all times.</p> <p>Hoodies are not permitted.</p> <p>Outdoor coat should be removed inside the building. Blazers and school ties are to be worn at all times. Only badges awarded by the school may be worn upon the lapel of the blazer. Shirt must be tucked in.</p> <p>Trousers with the school logo, must be tailored (no jeans, skinny leg, leggings or chinos etc). Pinafare & skirt with the school logo, must be knee length.</p>  | <p>Travel</p> <p>Pupils should travel to and from school in full school uniform. When representing the school pupils should behave in respectful and courteous way.</p> <p><u>Accessories, haircut and facial hair</u></p> <p>All hairstyles should be smart in appearance.</p> <p>No extreme haircuts (full head, bare blade shaves, trim line etc).</p> <p>Skin fades are acceptable if there is a minimum of a number 2 on top</p> <p>Only natural colours/tones are acceptable. Accessories should be small in size and in the school colours.</p>  <p>Hair longer than shoulder length must be kept tied up at all times.</p> <p>Boys must be 'clean shaven'.</p> | <p>Jewellery and makeup</p> <p>For health and safety reasons pupils are not permitted to wear any jewellery other than a watch.</p> <p>No earrings or piercings are allowed.</p> <p>Makeup, false tan, permanent or semi permanent make up, nail varnish or accessories are not allowed (false nails and false eye lashes).</p> <p><u>Healthy schools</u></p> <p>Only water can be consumed in school or in the classroom (750ml or less). Water can be purchased at break and lunch time.</p> <p>No family size/sharing bags or sweets, chocolates or crisp etc are allowed.</p> <p><u>Environment</u></p> <p>Keep our school tidy, do not drop litter or chew gum.</p>  | <p>Mobile phones and electronic devices</p> <p>No mobile phones or electronic devices should be brought into school (this includes smart watches).</p>  <p>Pupils who need a mobile phone for their journey to and from school should follow school procedures and hand it in to the Pastoral Team before entering the building.</p> <p><u>Banned items</u></p> <p>Banned items are any items which may cause damage to other pupils and or the school environment e.g. aerosols, cigarettes, marker pens, chewing gum, E-cigarettes, lighters, weapons etc.</p> <p>Dean Trust Rose Bridge has the right to ban any item during the academic year that breaches health and safety.</p> |

'You cannot climb the ladder of success dressed in the costume of failure'

At Dean Trust Rose Bridge, we believe that the standards of personal appearance are reflected in the attitudes of our pupils. By dressing to a high standard, it has been shown that our standards of work, and subsequent outcomes, improve over time. Please support the school by ensuring that your child adheres to the school's high standards of uniform and appearance. Each day staff will check that pupils are dressed in accordance with the above expectations.

Banned items should not be brought into school. Banned items will be confiscated by staff. Please refer to our Standards and Expectations poster for clarity on banned items.

Mobile phones: Any pupil found with their mobile phone during the school day will have this item confiscated. Confiscated phones will not be returned to a pupil under any circumstances. It is the parent/carers responsibility to collect the device from school at a mutually agreed time.

If pupils need to bring a mobile phone to school to ensure their safety when travelling, they must be handed in at the start of the day, before entering the building.

Sanctions will be applied to any pupil who fails to meet the school's standards and expectations.

With your support, we will continue to improve the standards at Dean Trust Rose Bridge School. Together, we will continue to make progress, giving all our pupils the best life opportunities by developing hard-working and dedicated young adults with high standards and aspirations.

Standards & Expectations

Lines of Communication

Just a reminder to all parents, that your **child's Form Tutor** should always be the first port of call if there are any questions or concerns. Furthermore, due to staff absence, if you have contacted a member of staff and have not heard back, please contact

office@deantrustrosebridge.co.uk

and we can ensure any messages are directed to the right person.

Up to date contact details

Please can we ask that you ensure we have your most recent contact details on file so that if I have to communicate any changes to the normal operation of the school you receive the relevant messages.



Working together

Our strength develops when we work together as a community, ensuring that the children and young people who attend Dean Trust Rose Bridge receive the best possible experience even during these uncertain times. We feel blessed that we have such a supportive parents, wonderful pupils, and an incredible staff who always go above and beyond for your children.



DTRB Standards & Uniform Expectations

Hair and Appearance

Uniform Standards

Shoes and Footwear

Be Ready, Be Respectful, Be Safe

- Style**
- * No Patterns or Tramlines
 - * No Bareblade hair cuts
 - * No Hair Accessories
 - * No Loose long hair
 - * No Hair Dye or Tip Dying
 - * No Braids
- Cosmetics**
- * No Nail Varnish or False Nails
 - * No Jewellery
 - * No Tattoos
 - * No False Lashes
 - * No Make up or Fake Tan

- * No Skirt or Pinafore above the knee
 - * Not Black Skirts
 - * No Fashion Trousers/Pants
 - * No Leggings
 - * No Jeans
 - * No rolling up of skirts
-

- | | | |
|--|--|----------------------|
| | | * No Boots |
| | | * No Pumps |
| | | * No 'Bling' |
| | | * No Heels |
| | | * No Coloured shoes |
| | | * No Patterns |
| | | * No Sandals |
| | | * No Trainers |
| | | * No Sports Logos |
| | | * No 'Shoe-Trainers' |

Any pupils found not following these simple expectations will be sanctioned.
Repeat offenders will be on Uniform Report.

- ✓
- ✓ Shoulder length hair tied up at all times
 - ✓ Natural Hair Colours Only
 - ✓ Plain Black Hair Band, Bobble or Clip
 - ✓ Wrist Watch allowed

- ✓
- ✓ Tailored Only Trousers
 - ✓ Pinafore or Grey Box Pleat Skirt
 - ✓ Plain Black Socks (Knee High for skirts)
 - ✓ Plain Black Tights

- ✓
- | | | | |
|--|--|--|--|
| | | | |
|--|--|--|--|
- ✓ Plain Black and Polishable Shoes only ✓ Bright Trainers are allowed for PE only.

Safer Internet Tips...

Top Tips for Parents and Carers

Have a look at the tips and links below with some suggestions on how to get you started and help you to stay safe and positive online. You and your family can #PlayYourPart in creating a better internet by...

Having conversations without judgement.

Whether by playing games, watching videos, or doing things your child enjoys, spending time together online is a great way to start conversations about the online world and how they're finding being a part of it.

It is important to ask questions and take an interest in what your child enjoys online. An essential part of having this open dialogue is to not judge, even if their behaviour or life online isn't what you wanted or expected. This ensures that your child feels they can come to you if ever they make a mistake or experience a problem online.



Knowing where you can learn more about their favourite apps and games.

Websites like Common Sense Media or The Family Gaming Database can be invaluable sources of information. When your child starts talking about a new game or app, why not do some research into the reporting and blocking options available? Then you can help your child if they come to you with an issue.

Getting support if things go wrong.

There are lots of organisations who are there to support you and your family if something has gone wrong. The [Report Harmful Content website](#) can help you with issues such as cyberbullying, impersonation and threats. You can report worrying behaviour towards children to [CEOP](#). Find out more on [Children's Get Help page](#).



Reassuring your child that whatever happens online, you are there to support them.

Let your child know that the best way to address any problem they have online, is to tell a trusted adult immediately. For example, this might include someone sending them a friend request; an online message; telling them to visit a specific website, or app; or asking them for their personal information. Reassure them that if anything happens online that they are unsure about, or makes them feel worried or upset, they can come to you for help.

More advice and guidance

<https://www.thinkuknow.co.uk/parents/articles/is-my-child-ready-for-social-media/>



Useful Contacts and Resources

Revision Skills- Revision Hacks.

<https://gmhigher.ac.uk/resources/revision-skills-revision-hacks/>

Pomodoro Technique:

<https://gmhigher.ac.uk/resources/revision-skills-pomodoro/>

Worksheet:

Traffic Light Technique:

<https://gmhigher.ac.uk/resources/revision-skills-traffic-light-technique/>

Revision Timetable:

<https://gmhigher.ac.uk/resources/revision-skills-revision-timetable-handout/>

Choices- HE What and Why?

<https://gmhigher.ac.uk/resources/choices-he-what-and-why/>

Choices- Post-16 options

<https://gmhigher.ac.uk/resources/choices-post-16-options/>

Student Life – HE options

<https://gmhigher.ac.uk/resources/student-life-he-options/>

Student Life – Support at university

<https://gmhigher.ac.uk/resources/student-life-support-at-uni/>

Worksheet:

<https://gmhigher.ac.uk/resources/choices-post-16-options-true-or-false/>

Student Life – Path Finder

<https://gmhigher.ac.uk/resources/student-life-path-finder/>

TOPIC: INTERVIEW SKILLS

Interview Skills – How to get through your interview

<https://gmhigher.ac.uk/resources/interview-skills-your-interview/>

Interview Skills – First Impressions

<https://gmhigher.ac.uk/resources/interview-skills-first-impressions/>

WORKSHEETS:

Interview Skills – Who got the job?

<https://gmhigher.ac.uk/resources/interview-skills-who-got-the-job/>

Interview Skills – What makes you stand out?

<https://gmhigher.ac.uk/resources/interview-skills-stand-out/>

TOPIC: BUDGETING SKILLS

Budgeting Skills – Prudent Student Game

<https://gmhigher.ac.uk/resources/budgeting-skills-prudent-student/>

Budgeting Skills – Mythbusting

<https://gmhigher.ac.uk/resources/budgeting-skills-mythbusting/>

Budgeting Skills – What students spend their money on

<https://gmhigher.ac.uk/resources/budgeting-skills-spending/>

WORKSHEETS:

Budgeting Skills – Budgeting activity Instagram

<https://gmhigher.ac.uk/resources/budgeting-skills-instagram/>

