



DEAN TRUST Rose Bridge

NEWSLETTER

Headteacher Message

As you will know, Mrs Denise Halliwell sadly passed away a number of weeks ago – Mrs Halliwell had worked at Rose Bridge for over 20 years. On Thursday the service for Mrs Halliwell took place at Ince Crematorium and all of our staff and pupils lined the road outside to clap as she passed by. I was so proud of the respect that the pupils showed in giving Mrs Halliwell a wonderful send off. It is in times like these it is wonderful to see the school community coming together as we did.

Year 11 are now halfway through their mock exam season and I am pleased to report that exams are going well – pupils are applying themselves diligently and should be commended. As a parent, please encourage your child to be revising in the evenings and at weekends using revision guides and Google Classroom, these results will help us to make predictions for potential grades in the summer when the pupils sit their GCSEs as well as assisting with college applications.



Lucy Cropper
Head of School



James Haseldine
Executive Headteacher

Noticeboard

We are experiencing high levels of calls at this time . If you would like to receive a call back from your child's Pastoral Support Manger or Head of Year please email office@deantrustrosebridge.co.uk and the message will be forwarded to them . Phone calls will be made after 3pm due to the commitments in school of staff . Can we also remind Parents and Carers that if they wish to come into school appointments can be made in the same way.

Staff will be unable to speak to Parents and Carers who arrive at Reception without an appointment .

Employee of the week

Employee of the week was **Megan Parker** for her continued support for year 9 and her support with Year 11 mock exams

Word of the Week:

Diversity *noun*

the practice or quality of including or involving people from all backgrounds.

Challenge 1: Can you write an acronym poem using the word 'diversity'?

Challenge 2: Why is diversity important?




Book of the week

Book of the Week

This book was recommended by the Book Trust; the people behind those lovely free books that are on their way for our Y7 students. (They'll be here soon, Y7 - stop asking!)

The book is called 'Dodger' by Terry Pratchett, the popular fantasy author, who has written a tribute to one of Charles Dickens' best-known characters, the Artful Dodger.

Like so many of Pratchett's books, it's funny and quirky, and for lovers of history, we meet lots of real historical characters in Dodger's travels around Victorian London, like Benjamin Disraeli and Charles Dickens himself. Pratchett's Dodger is a good-hearted fellow, and this version of his story is also a deeply humane tale that casts a clear light on the reality of existence for poor Londoners in the early Victorian era.



Are your details correct?

Do we have your correct details? It is very important, especially in the current situation that the school has your correct details such as phone numbers, email addresses and postal address. Please contact school with any updates.

01942 510712

office@deantrustrosebridge.co.uk



We are now a cashless school download our App!!

<https://login.schoolgateway.com/0/auth/login>

Faculty of the Week: Humanities

Half Term 2 in Humanities

It has been fantastic over the last few weeks to see the hard work that is taking place in the Humanities faculty. We have been dropping in on lessons across: History, Geography, Spanish and RE and have been overwhelmed at the effort that teachers and pupils have been putting in. As a result, in the classrooms there is a calm and positive atmosphere where pupils are fully engaging in their learning and pushing themselves to improve.

We have picked some 'Humanities Stars' so well done to the pupils below...



Geography: Chloe Mc (Y8) & Amy R (Y9)

Spanish: Domanic T (Y9) & Aiden B (Y10)

History: Joe B (Y10) & Payton B (Y7)

RE: Joe H (Y7) & Elise B (Y11)

Spanish

Let's see what you have learnt so far this half term with a translation challenge:

Year 7: "me llamo Tom y vivo en el norte de Francia, tengo trece años. Tengo un perro azul y tengo una cobaya rosa."

Year 8: "mi profesor de matemáticas es muy antipático porque siempre nos pega con un palo."

Year 9: "si ganara la lotería iría de vacaciones a una isla privada y viajaría en un barco lujoso."

Tell Mr Cunningham or Miss Brabin the answers to get your class charts points!

GCSE

Our GCSE pupils are working very hard at the moment. A reminder that revision sessions are as follows:

Year 10: Tuesday break (foundation) Thursday break (higher)

Year 11: Monday lesson 7 3:00-4:00 / Wednesday break (higher) / Tuesday break (foundation)

Geography

Our year 11s have been attending revision at both Tuesday breacktime and Thursday afterschool in preparation for their upcoming mock examinations. Exam technique and timings have been a focus for them and we are impressed with the progress many have made with this. Our geography pupils now spend the time to really understand command words and as a result their exam answers have improved. We wish all of our year 11 the very best of luck with their in their mock exams.

Year 7 have been getting more active in their lessons understanding key geographical skills and having some fun at the same time! These mapping and topography skills have supported learning in our new topic 'The UK.' Our current theme includes that matter of immigration. This is encouraging pupils to have meaningful conversations with families about their family roots and probing the reflection; Are we all immigrants?



History

Event 1 - 1641 England's first newspaper is published.

Can anyone tell your history teacher the name of the first British newspaper?

Event 2 - 1859 Charles Darwin published his controversial and groundbreaking scientific work 'The Origin of Species by Means of Natural Selection'. Darwin was born in Shrewsbury, Shropshire. –

Can anyone tell your history teacher why his book was regarded as being 'controversial'?

Event 3 – 1984 Band Aid rock stars gather at Sarm Studios in London to record "Do They Know It's Christmas", all proceeds to Ethiopian famine relief.

Can anyone tell your history teacher the name of 3 bands/singers who appeared on the single and video?

Event 4 - 1991 Freddie Mercury, English rock singer, died at the age of 45.

Can anyone tell your history teacher the name of the band that he was lead singer in and his real name?

Famous Historians



Shakira

The 43-year-old singer - who is married to soccer star Gerard Pique - studied a history degree about 'Plato and his predecessors'. She decided to take a break from singing and studied whilst looking after her children. "*The universe is so broad, I cannot be at the centre of it. So, I decided to go to the university and study history for a summer course*" Following her success, she said 'it took a lot of hours after the kids were asleep. Thank you, Plato and predecessors, for all the "fun" over the past month! See even Shakira agrees that studying history is 'fun'.

RE and Citizenship:



Pupils are making great progress in RE and Citizenship lessons this half term.

Year 11 are preparing for their Mock Exams and working on their revision of Islamic beliefs and practices.

Year 10 are working well for their GCSE Citizenship course and are looking at Human Rights and how those rights impact laws in the UK today.

Year 9 are exploring whether or not scientific views on how the world began and how life evolved on earth can ever be compatible with the Christian belief of God creating everything. Could they both be true?

Year 8 are learning about Buddhism and questioning if Buddhism is in fact a religion at all? Or is it more of a Philosophy?

Year 7 are learning about Judaism, with a focus on the Prophets Abraham and Moses. Why are they such important figures for Jews?

Humanities Careers: Tour Guide

Tour guides accompany groups of visitors to tourist attractions, whether on day trips or longer visits, and give them information and insights that help them make the most of the experience. This could include historical, geographical or religious facts or interesting stories about the area/place that is being visited. Additionally tour guides can work all over the world, therefore being able to speak another language is key. Potential tour guides should be fit and healthy, confident with great social skills. Experienced tour guides can expect to earn between £18,000-30,000 and can travel to different places nationally or internationally.

Christmas Short Story Competition!

Get in the Christmas Spirit!

Write a short Christmas story
(500 words) and be in with the
chance of winning a special
Christmas Themed Prize!

**Submit your entries to your English
teacher by Friday 11th December.**

Every entry will be rewarded with
a candy cane!



Useful contacts and online resources

Revision Skills- Revision Hacks.

<https://gmhigher.ac.uk/resources/revision-skills-revision-hacks/>

Pomodoro Technique:

<https://gmhigher.ac.uk/resources/revision-skills-pomodoro/>

Worksheet:

Traffic Light Technique:

<https://gmhigher.ac.uk/resources/revision-skills-traffic-light-technique/>

Revision Timetable:

<https://gmhigher.ac.uk/resources/revision-skills-revision-timetable-handout/>



Choices- HE What and Why?

<https://gmhigher.ac.uk/resources/choices-he-what-and-why/>

Choices- Post-16 options

<https://gmhigher.ac.uk/resources/choices-post-16-options/>

Student Life – HE options

<https://gmhigher.ac.uk/resources/student-life-he-options/>

Student Life – Support at university

<https://gmhigher.ac.uk/resources/student-life-support-at-uni/>

Worksheet:

<https://gmhigher.ac.uk/resources/choices-post-16-options-true-or-false/>

Student Life – Path Finder

<https://gmhigher.ac.uk/resources/student-life-path-finder/>



TOPIC: INTERVIEW SKILLS

Interview Skills – How to get through your interview

<https://gmhigher.ac.uk/resources/interview-skills-your-interview/>

Interview Skills – First Impressions

<https://gmhigher.ac.uk/resources/interview-skills-first-impressions/>

WORKSHEETS:

Interview Skills – Who got the job?

<https://gmhigher.ac.uk/resources/interview-skills-who-got-the-job/>

Interview Skills – What makes you stand out?

<https://gmhigher.ac.uk/resources/interview-skills-stand-out/>

TOPIC: BUDGETING SKILLS

Budgeting Skills – Prudent Student Game

<https://gmhigher.ac.uk/resources/budgeting-skills-prudent-student/>

Budgeting Skills – Mythbusting

<https://gmhigher.ac.uk/resources/budgeting-skills-mythbusting/>

Budgeting Skills – What students spend their money on

<https://gmhigher.ac.uk/resources/budgeting-skills-spending/>

WORKSHEETS:

Budgeting Skills – Budgeting activity Instagram

<https://gmhigher.ac.uk/resources/budgeting-skills-instagram/>

FIFTEEN APPS PARENTS SHOULD KNOW ABOUT

MEETME  MEETME IS A DATING SOCIAL MEDIA APP THAT ALLOWS USERS TO CONNECT WITH PEOPLE BASED ON GEOGRAPHIC PROXIMITY. AS THE APP'S NAME SUGGESTS, USERS ARE ENCOURAGED TO MEET EACH OTHER IN PERSON.	GRINDR  GRINDR IS A DATING APP GEARED TOWARDS GAY, BI AND TRANSGENDER PEOPLE. THE APP GIVES USERS OPTIONS TO CHAT, SHARE PHOTOS AND MEET UP BASED ON A SMART PHONE'S GPS LOCATION.	SKOUT  SKOUT IS A LOCATION-BASED DATING APP AND WEBSITE. WHILE USERS UNDER 17-YEARS-OLD ARE UNABLE TO SHARE PRIVATE PHOTOS, KIDS CAN EASILY CREATE AN ACCOUNT USING A DIFFERENT AGE.
WHATSAPP  WHATSAPP IS A POPULAR MESSAGING APP THAT ALLOWS USERS TO SEND TEXTS, PHOTOS, MAKE CALLS AND VIDEO CHATS WORLDWIDE. WHATSAPP USES AN INTERNET CONNECTION ON SMART PHONES AND COMPUTERS.	TIKTOK  TIKTOK IS A NEW MOBILE DEVICE APP POPULAR WITH KIDS USED FOR CREATING AND SHARING SHORT VIDEOS. WITH VERY LIMITED PRIVACY CONTROLS, USERS ARE VULNERABLE TO BULLYING AND EXPLICIT CONTENT.	BADOO  BADOO IS A DATING AND SOCIAL NETWORKING APP WHERE USERS CAN CHAT, SHARE PHOTOS AND VIDEOS AND CONNECT BASED ON LOCATION. WHILE THE APP IS INTENDED FOR ADULTS ONLY, TEENS ARE KNOWN TO CREATE PROFILES.
BUMBLE  BUMBLE IS SIMILAR TO THE POPULAR DATING APP 'TINDER' HOWEVER, IT REQUIRES WOMEN TO MAKE THE FIRST CONTACT. KIDS HAVE BEEN KNOWN TO USE BUMBLE TO CREATE FAKE ACCOUNTS AND FALSIFY THEIR AGE.	SNAPCHAT  SNAPCHAT IS ONE OF THE MOST POPULAR APPS IN RECENT YEARS. WHILE THE APP PROMISES USERS CAN TAKE A PHOTO/VIDEO AND IT WILL DISAPPEAR, NEW FEATURES INCLUDING 'STORIES' ALLOW USERS TO VIEW CONTENT FOR UP TO 24	KIK  KIK ALLOWS ANYONE TO CONTACT AND DIRECT MESSAGE YOUR CHILD. KIDS CAN BYPASS TRADITIONAL TEXT MESSAGING FEATURES. KIK GIVES USERS UNLIMITED ACCESS TO ANYONE, ANYWHERE, ANYTIME.
LIVE.ME  LIVE ME IS A LIVE-STREAMING VIDEO APP THAT USES GEOLOCATION TO SHARE VIDEOS SO USERS CAN FIND OUT A BROADCASTER'S EXACT LOCATION. USERS CAN EARN 'COINS' AS A WAY TO 'PAY' MINORS FOR PHOTOS.	HOLLA  HOLLA IS A SELF-PROCLAIMED 'ADICTING' VIDEO CHAT APP THAT ALLOWS USERS TO MEET PEOPLE ALL OVER THE WORLD IN JUST SECONDS. REVIEWERS SAY THEY HAVE BEEN CONFRONTED WITH RACIAL SLURS, EXPLICIT CONTENT AND MORE.	WHISPER  WHISPER IS AN ANONYMOUS SOCIAL NETWORK THAT PROMOTES SHARING SECRETS WITH STRANGERS. IT ALSO REVEALS A USER'S LOCATION SO PEOPLE CAN MEET UP.
ASK.FM  ASK.FM IS KNOWN FOR CYBER BULLYING. THE APP ENCOURAGES USER TO ALLOW ANONYMOUS PEOPLE TO ASK THEM QUESTIONS.	CALCULATOR%  CALCULATOR% IS ONLY ONE OF SEVERAL SECRET APPS USED TO HIDE PHOTOS, VIDEOS, FILES AND BROWSER HISTORY.	HOT OR NOT  HOT OR NOT ENCOURAGES USERS TO RATE YOUR PROFILE, CHECK OUT PEOPLE IN THEIR AREA, AND CHAT WITH STRANGERS. THE GOAL OF THIS APP IS TO HOOK UP.

Stay safe online

Remember the 5 SMART rules when using the internet and mobile phones.



- S SAFE:** Keep safe by being careful not to give out personal information – such as your full name, email address, phone number, home address, photos or school name – to people you are chatting with online.
- M MEET:** Meeting someone you have only been in touch with online can be dangerous. Only do so with your parents' or carers' permission and even then only when they can be present.
- A ACCEPTING:** Accepting emails, IM messages, or opening files, pictures or texts from people you don't know or trust can lead to problems – they may contain viruses or nasty messages!
- R RELIABLE:** Information you find on the internet may not be true, or someone online may be lying about who they are. Make sure you check information before you believe it.
- T TELL:** Tell your parent, carer or a trusted adult if someone or something makes you feel uncomfortable or worried, or if you or someone you know is being bullied online.

Find out more at Childnet's website ...

Useful contacts and online resources

Websites and information to support young peoples and families during the Covid-19 pandemic

Children's society

Description – information and support on different aspects of mental health and wellbeing

Website - www.childrenssociety.org.uk/coronavirus-information-and-support

Kooth

Description - Online support for young people up to the age of 19 including chat rooms and advice.

Website – www.kooth.com

MindEd

Description – Support for a range of mental health and wellbeing

Website - www.minded.org.uk

Rise Above

Description - videos with tips on gaining confidence, dealing with anxiety and coping strategies from other young people.

Website - <https://riseabove.org.uk/topic/my-mind/>

BACP guidance around managing anxiety

Description – How to manage anxiety

Website - <https://www.bacp.co.uk/news/news-from-bacp/2020/28-february-coronavirus-anxiety-how-to-cope-if-you-re-feeling-anxious-about-the-outbreak/>

The Child Bereavement Network

Description – support for young people who have or are being affected by a death of a person close to them

Website - <http://www.childhoodbereavementnetwork.org.uk/covid-19.aspx>

National Autistic Society

Description - guidance and helpline for parents', young people and staff.

Website - [www.autism.org.uk/services/nas-schools/vanguard/news/2020/march/coronavirus-\(covid-19\)-advice.aspx](http://www.autism.org.uk/services/nas-schools/vanguard/news/2020/march/coronavirus-(covid-19)-advice.aspx)

Young Minds

Description - Talking to your child about Coronavirus and 10 tips from their Parents Helpline to support family wellbeing

Website – www.youngminds.org.uk/blog/talking-to-your-child-about-coronavirus/

Covibook

Description - an interactive resource designed to support and reassure children aged 7 and under, designed to help children explain and draw the emotions that they might be experiencing during the pandemic.

Website - <https://www.mindheart.co/descargables>

Amaze

Description - information pack for parents about Covid-19

Website – www.amazesussex.org.uk/faqs-about-the-coronavirus-for-parent-carers-of-children-with-send-brighton-hove/

Public Health England have produced an easy read version of their [Advice on the coronavirus for places of education](#). You can download it here:

<https://www.publichealth.hscni.net/sites/default/files/2020-03/V4%20Coronavirus%20advice%20for%20schools%20poster%20020302%20EDU15.0.4%20%2829.pdf>

Instagram Parent / Carer Advice



What is Instagram?

Instagram is a social media platform which focuses on the creation and sharing of images, providing users with a range of filters and special effects popular among younger users.

Despite requiring users to be 13 or older, a study in January 2017 indicated that 43% of 8-11 year olds in Britain are using Instagram.

13

Reasons for concern

! Privacy settings
A key concern regarding children's use of Instagram is the fact that the default privacy setting for accounts is 'public'. As such, unless a child actively alters their privacy settings, all of the pictures they post to Instagram will be available to anybody. This could result in their images being seen by inappropriate individuals and might lead to receiving unwanted communication.

! Follower lists
In a world where celebrity success is measured by numbers of social media followers, it is understandable that children might want to grow their own list of followers. A child's non-private account can quickly grow with followers, some of whom might not have entirely innocent motives.

! Terms and conditions
Instagram's 5,000-word terms and conditions states that users agree that Instagram can use and sell their sell images for others to use (without paying or further consent). Instagram also retains the right to store, use and share the personal information and direct messages of their users.

! Grooming
In 2019 the NSPCC reported that Instagram was involved in more online grooming cases than any other online platform. Where the police recorded the method of communication, Instagram was used in 32% of cases, in contrast to Facebook at 23% and Snapchat at 14%.

! Mental health issues
A report by the Royal Society for Public Health found that Instagram rated as the worst social media platform when it comes to its impact on young people's mental health. Being image-centred the RSPH claimed that Instagram (along with Snapchat) appears to be driving feelings of inadequacy and anxiety in young people.

Safety Tips

! As with all Internet activity, talk to your child about how they use Instagram, the importance of not 'oversharing, and any issues they have faced.

! It is safest to change the default privacy settings in your child's account from public to private. If your child is older and you agree for them to have a public account, you should discuss strategies for coping with negative feedback and for blocking users. You should also monitor messages they receive.

! Given Instagram's reported impact on young people's mental health, keep an eye out for early warning signs of such issues with your child. Seek professional support or consult online services



such as Shout at the earliest point of concern.

! Regularly spring-clean your child's Instagram account with them by removing any posts and images you agree are inappropriate and blocking any concerning contacts. If you have any concerns that somebody might be trying to groom your



child you should immediately contact CEOP.

Snapchat

Parent / Carer Advice








What is Snapchat?

Snapchat is one of the image-based social media platforms which is incredibly popular with children. One of the key features of Snapchat is that, by default, messages sent through Snapchat disappear seconds after they are viewed by the recipient. The minimum age to use Snapchat is 13 but it is a popular and widely used platform among children younger than this.





13

Safety Tips


-  As with all Internet activity, talk to your child about how they use Snapchat, the importance of not 'oversharing', and any issues they have faced.
-  The default privacy setting of 'My Friends' prevents children from sharing 'snaps' with users unknown to them. However, children may change this setting and make their posts public. Ensure your child is aware of the importance of maintaining strong privacy settings and check the settings your child has selected.
-  In the settings options, ensure your child has Snapmap set to 'ghost mode'. This will ensure that nobody can see their current location.
-  Ask your child if they know how to report or block a user who sends them anything that upsets them. This can be done by going to the friends list, selecting the person creating the issue and then selecting the gear icon.
-  Remind your child that although Snapchat automatically deletes images once seen, somebody can copy the image and share it with others.

Reasons for concern


 **Abuse and bullying**
As messages disappear shortly after being read, Snapchat has become a popular tool for abuse such as online bullying as abusers feel they will not be held to account for messages posted once they are deleted. This is supported by the fact that if somebody takes a screenshot of a message posted on Snapchat then the person who posted it is informed that this has happened, making it more uncomfortable for people to take evidence of abuse they have suffered or witnessed.

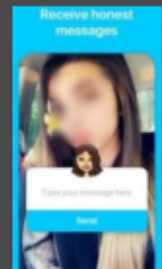
 **The Snap Map**
The Snap Map allows users to see the live location of their friends on a map. Cartoon-style avatars are used to represent people in a move that was clearly designed to be popular with younger users. This feature can result in children sharing their location (including effectively their home address) with individuals.



 **Addiction-inducing features**
Children are naturally more prone to addictive behaviour than adults. As such, the inclusion of features such as 'Snap Streaks' (where two users share pictures with each other on consecutive days) encourages addictive behaviour. Snapchat rewards longer streaks with special emojis. This can result in children increasing their daily usage of the app.



 **Risk of secondary apps**
Snapchat allows users to link to secondary apps that can be used inside Snapchat. A recent concerning example is YOLO which allows users to offer people the opportunity to anonymously ask them questions. Such apps have led to online bullying and hate crime.



WhatsApp Parent / Carer Advice



16

What is WhatsApp?









WhatsApp is a free messaging app. It allows you to send text and multimedia messages (video, images and voice recordings) to people in the contact list on your phone. It also allows users to set up group chats where the administrators can invite up to 256 people to share messages and images publicly within the group. Although the age limit for WhatsApp was recently raised to 16 it is popular with primary age children and above. So what are the risks?

Safety Tips

-  As with all internet activity, talk to your child about how they use WhatsApp and any issues they have encountered.
-  With your child, look through the groups they are members of and discuss any areas of concern you have. You may agree that it would be best to leave the group.
-  Go to the settings (by pressing the three dots in the top right of the screen) and ensure your child's profile is set to 'contacts only'.
-  To leave a group: Open the group in WhatsApp. Press the three dots in the top right of the screen and select 'Group Info'. Scroll down to 'Exit group'.
-  If an admin adds your child back into a group they have left, your child can ask them not to do this. If they keep adding them then you can prevent it by blocking the admin. To do this, WhatsApp provide the following guidance:

1. Go to the group in WhatsApp, then tap or click the subject of the group.
2. Tap or click the phone number of the admin you wish to block.
3. If prompted, tap or click **Message (phone number)** or **Send Message**.
4. A blank chat with the admin will open up. Tap or click the phone number at the top.
5. Tap or click **Block > Block**.

Reasons for concern

-  Group administrators can invite people your child does not know into group chats. Some of these people may not have innocent intentions or may be older and post age-inappropriate messages.
 -  Some WhatsApp groups can contain images and messages which can cause distress to children. These might include violent images or videos, abusive messages and sexual content.
 -  Chain messages are often shared through WhatsApp. These pressure children to post them on to their contacts, e.g. by claiming that failure to do so can result in the child or a family member dying. Many children find such messages distressing but also feel they must share them with others due to fear of the threat.
- and killed him. A girl named Loran got this message. She laughed and deleted it. I later came to her house and killed her and buried her in a desert. A boy named
-  WhatsApp does not allow users to decide whether to join a group. Your child will be automatically added to any groups that their contacts add them to. If your child leaves the group the administrator can add them straight back in.
 -  Your child may be in WhatsApp groups in which huge numbers of posts are made. The alerts this generates can be an unnecessary distraction and can disrupt sleep.
 -  WhatsApp's default privacy settings are that anybody can see your child's profile photo and when they were last online.
 -  WhatsApp 'dare games' have become popular with children. These involve the child making a quiz about themselves to share with others and this can lead to oversharing of personal information which can be publicly available.
 -  Children can add and then remove other children from groups as a form of exclusion and bullying.



www.onlinesafetyalliance.org

TikTok

Parent / Carer Advice



What is TikTok?

TikTok is a social media app where users share short video clips of 15 seconds duration. It started out as an app named 'Musically' and was used to share videos of dancing and lip-syncing to music. Much of the content on TikTok still reflects these origins, but popular videos now also include pets, makeup, magic tricks, fashion, art, people reacting to situations, etc. According to OSA research, TikTok is now as widely used by 11-14 year olds as SnapChat and Instagram.



13

Safety Tips

- ! As with all Internet activity, talk to your child about how they use TikTok and any issues they have encountered.
- ! Discuss whether it would be best to change your child's account to private to avoid interactions with non-friends. If you agree to keep the account public you should discuss strategies for coping with negative feedback and for blocking users.
- ! Help your child to spring clean their account from time to time by removing videos you agree to be inappropriate.
- ! Ensure your child knows not to post videos in their school uniform. Also discuss how recording videos at school might break school rules and what the consequences could be.
- ! The TikTok settings allow you to set a time limit for how long each day you want your child to be able to use the app. This can be password protected to ensure they stick to the limit.



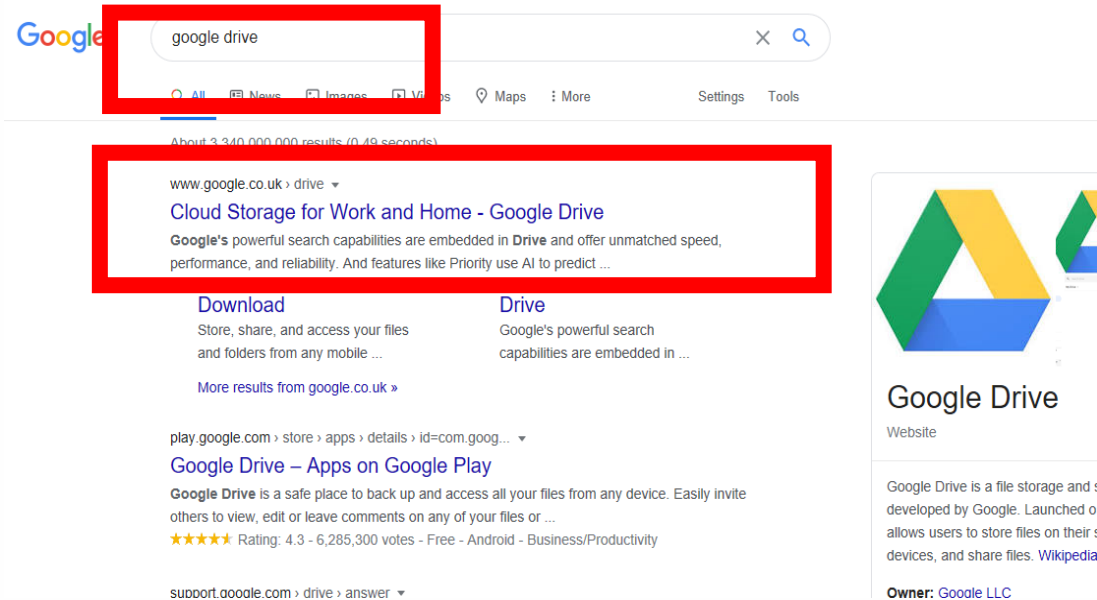
Reasons for concern

- ! TikTok has a minimum age rating of 13 and anybody under 18 should have parental permission to use the app. However, new users simply enter a date of birth to indicate their age and there are no verification steps. As such, children of any age can create an account by using a false date of birth.
- ! New users will be shown a range of video clips the app feels may be of interest. Many of these will quickly expose users to offensive language which will be inappropriate for children.
- ! The clothing worn and the type of dancing in some videos could be deemed sexualised and therefore something that might be inappropriate for younger users to be exposed to.
- ! The default privacy settings in the app are concerning. Although only friends can send users direct messages, the videos posted by users can be seen by anybody and anybody can like / comment on the videos. New users are also available for anybody to perform a musical duet with. Such default settings can leave children vulnerable to unwanted communication from others.
- ! Many children in the UK are posting videos to TikTok where they are wearing their school uniform, making it possible for strangers to identify their location.
- ! The nature of videos children are posting to TikTok (singing, dancing, etc) can leave them vulnerable to receiving negative comments which can have an impact on mental health.
- ! The company that owns TikTok is facing legal issues and stands accused of illegally collecting data on children (when it was Musically) and the app has been deemed a 'potential security risk by the FBI'.

Logging on to Google Drive

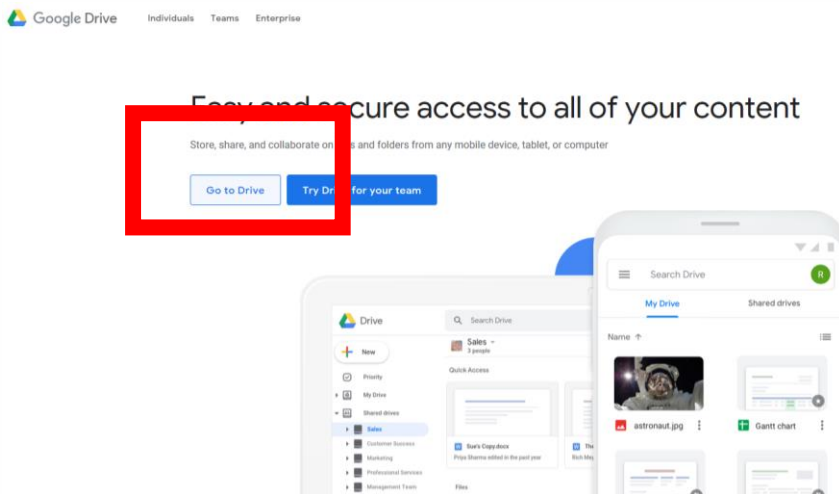
If you are using a laptop or desktop PC please ensure you are logged in to Google Drive before you access Google Classroom.

Step 1



A screenshot of a Google search for "google drive". The search bar contains "google drive" and is highlighted with a red box. Below the search bar, the search results are displayed. The first result is "Cloud Storage for Work and Home - Google Drive" from www.google.co.uk, also highlighted with a red box. It includes a "Download" button and a "Drive" link. The second result is "Google Drive – Apps on Google Play" from play.google.com, showing a 4.3-star rating. The third result is "support.google.com" with an "answer" link. On the right side, there is a "Google Drive" website card with the Google Drive logo and the text "Google Drive is a file storage and s developed by Google. Launched or allows users to store files on their s devices, and share files. Wikipedia" and "Owner: Google LLC".

Step 2

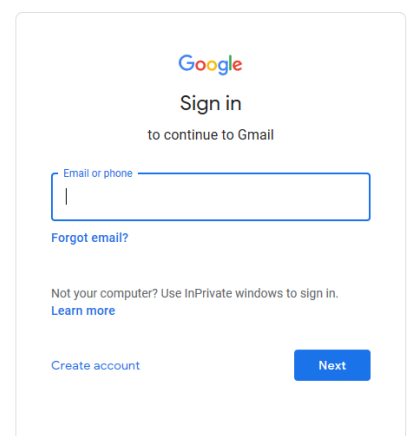


A screenshot of the Google Drive homepage. At the top, it says "Google Drive" with links for "Individuals", "Teams", and "Enterprise". Below this is the heading "Easy and secure access to all of your content". Underneath, it says "Store, share, and collaborate on files and folders from any mobile device, tablet, or computer". There are two buttons: "Go to Drive" and "Try Drive for your team". Below the buttons, there are images of a laptop and a smartphone displaying the Google Drive interface. The laptop screen shows a sidebar with "Sales" selected, and the smartphone screen shows a search for "astronaut.jpg" and a "Gantt chart".

Step 3

Username is the same one you log on to the **school computers** with
e.g. DTRBEGO7@thedeantrustmoodle.org

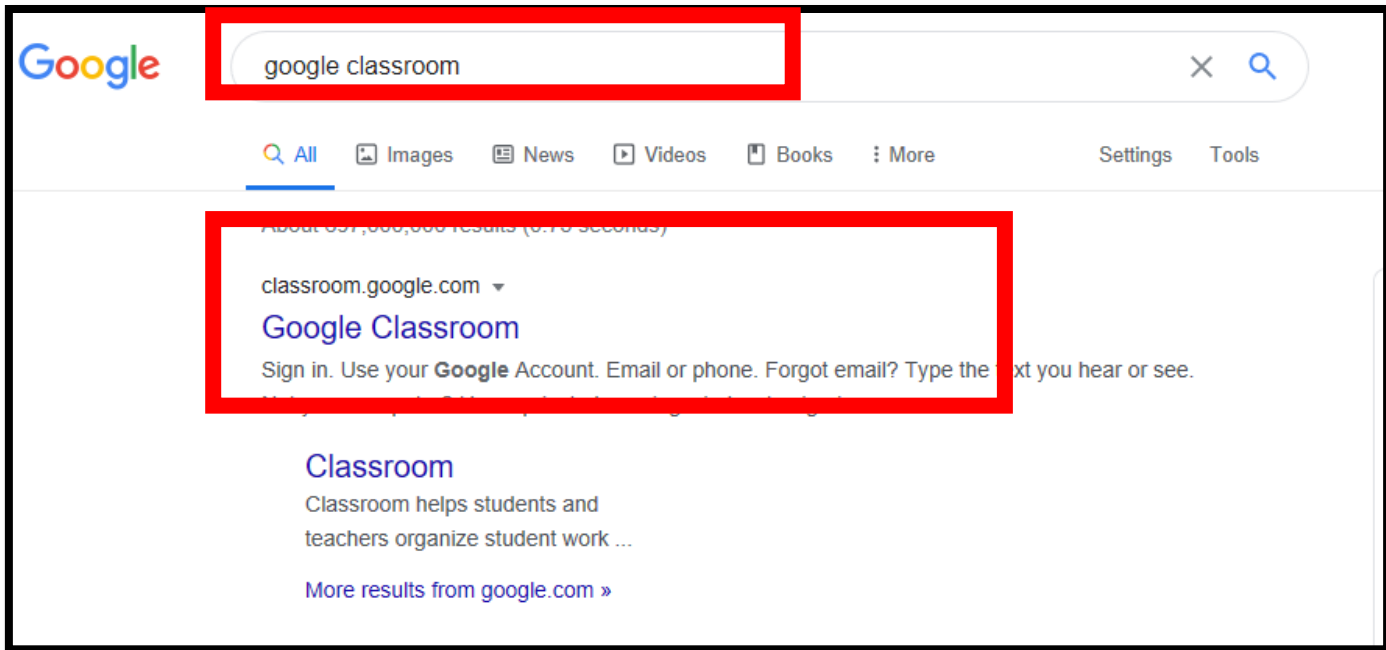
Password: School computer password



A screenshot of the Google sign-in page. It features the Google logo at the top, followed by "Sign in to continue to Gmail". There is a text input field for "Email or phone" with a blue border. Below the field is a link for "Forgot email?". At the bottom, there is a link for "Not your computer? Use InPrivate windows to sign in. Learn more" and a "Create account" link. A blue "Next" button is located at the bottom right.

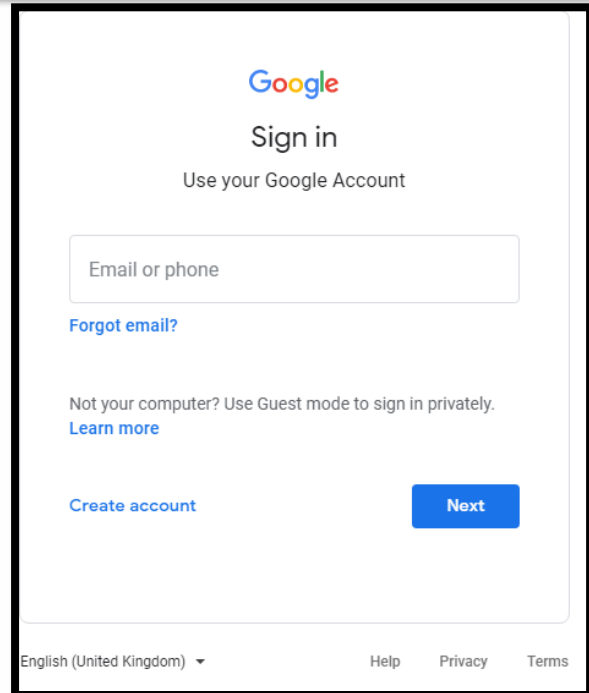
Logging on to Google Classroom

Step 1



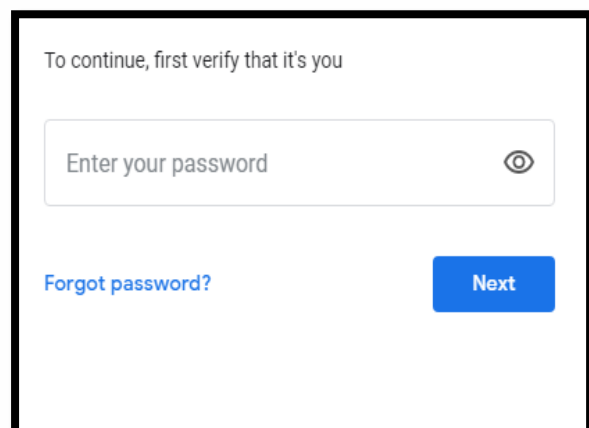
Step 2

Username is the same one you log on to the **school computers** with e.g. DTRBEGO7@thedeantrustmoodle.org



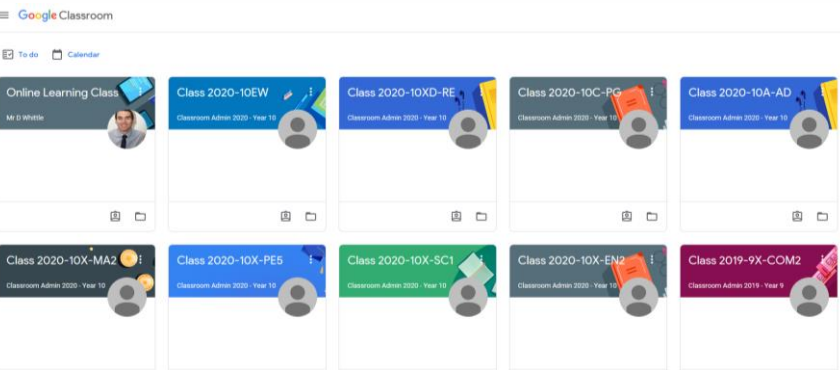
Step 3

Your password is the same one you log on to the **school computers** with e.g. Smile1



Step 4

You should now be able to see your Dashboard with all of your classes on. If you click on the 'to do' tab you will see the assignments you have to complete.



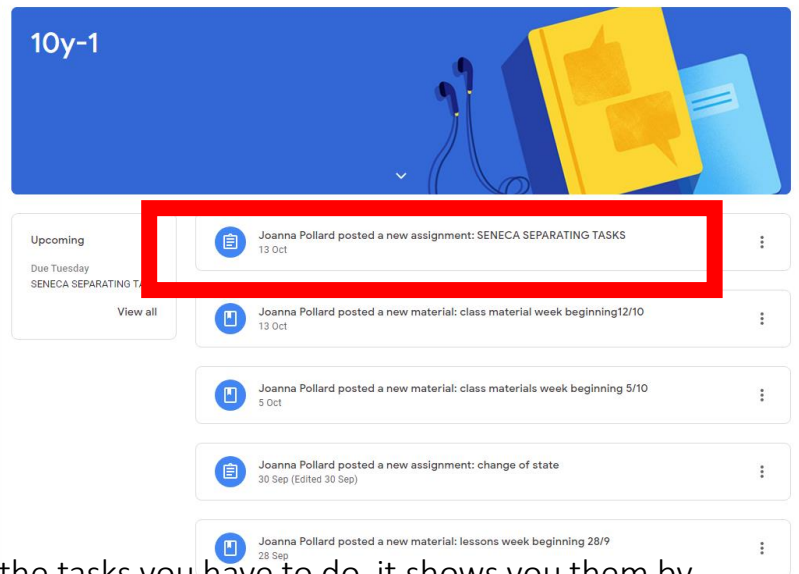
Google Classroom

To do Calendar

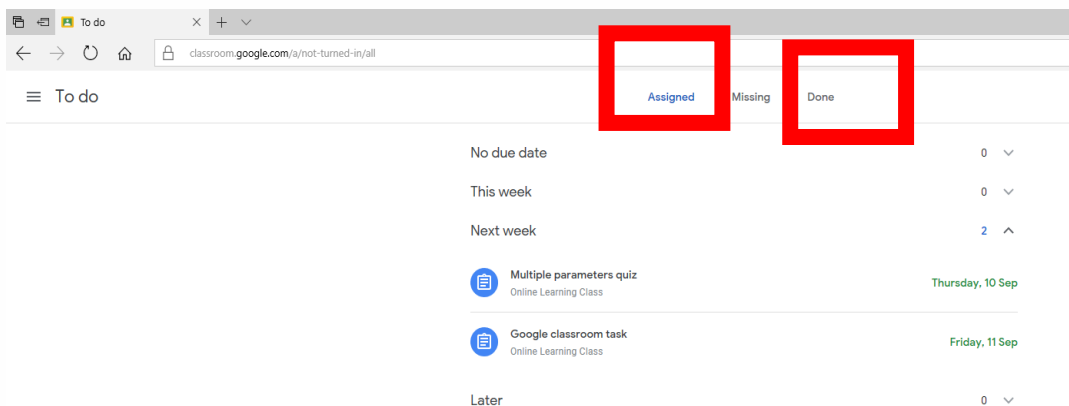
10Y/EN1
English

Step 5

Click onto an assignment in the list

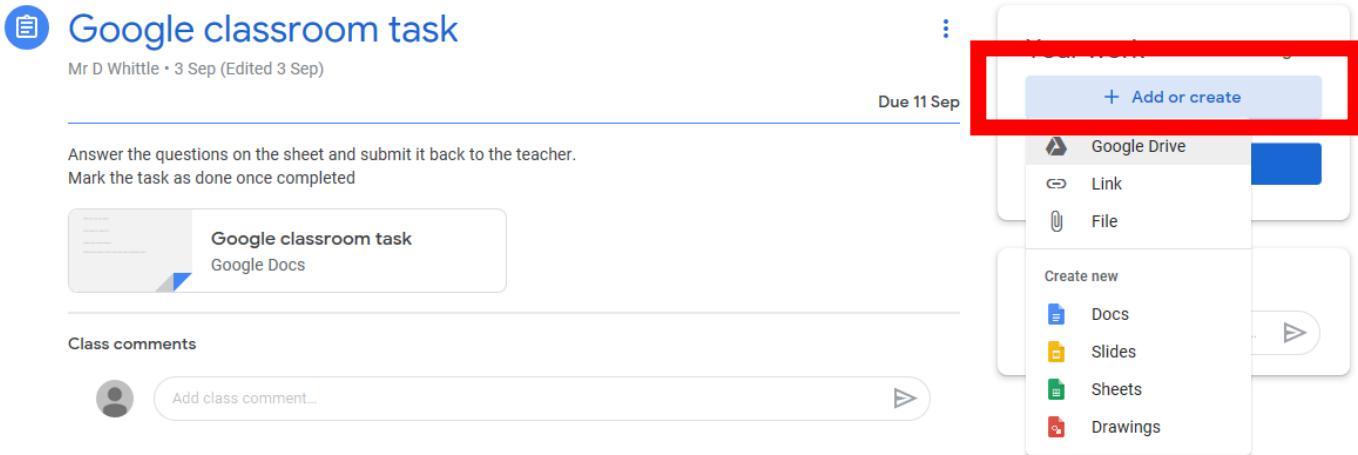


You can filter the list so it shows only the tasks you have to do, it shows you them by dates to you can prioritise. You can also filter the list so it shows you the tasks you have completed



Step 6

To add your work, click +add or create, then google drive, select the file you want to send.



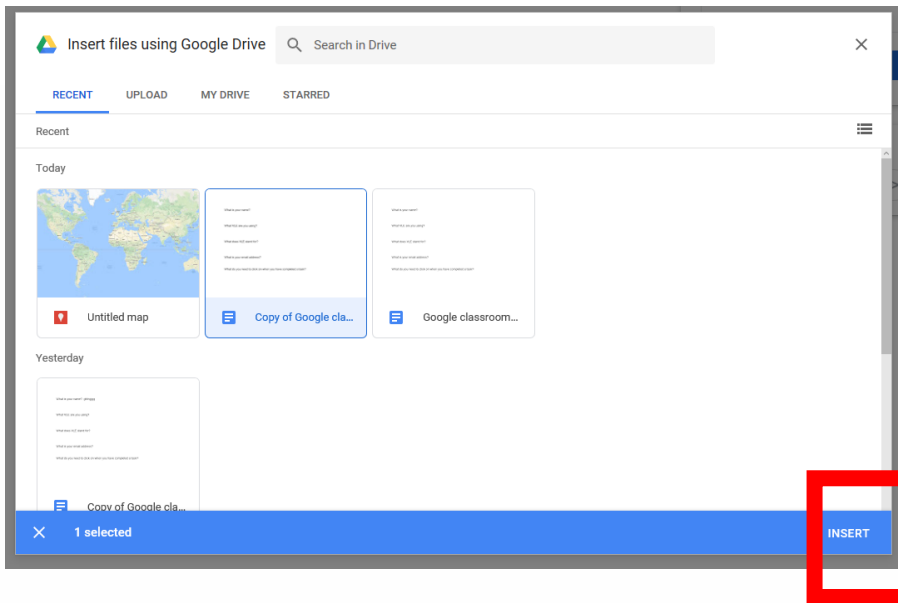
Google classroom task
Mr D Whittle · 3 Sep (Edited 3 Sep) Due 11 Sep

Answer the questions on the sheet and submit it back to the teacher.
Mark the task as done once completed

Google classroom task
Google Docs

Class comments
Add class comment...

+ Add or create
Google Drive
Link
File
Create new
Docs
Slides
Sheets
Drawings



Insert files using Google Drive

RECENT | UPLOAD | MY DRIVE | STARRED

Recent

Today

- Untitled map
- Copy of Google cla...
- Google classroom...

Yesterday

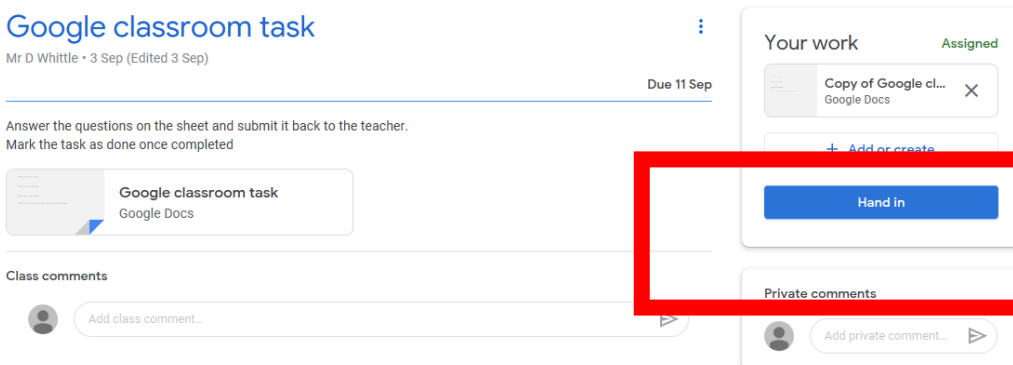
- Copy of Google cla...

1 selected

INSERT

Select the file and click insert.

If you are happy that the task is complete – click 'Hand In'



Google classroom task
Mr D Whittle · 3 Sep (Edited 3 Sep) Due 11 Sep

Answer the questions on the sheet and submit it back to the teacher.
Mark the task as done once completed

Google classroom task
Google Docs

Class comments
Add class comment...

Your work Assigned

- Copy of Google cl...
Google Docs

+ Add or create

Hand In

Private comments
Add private comment...

- If you are working from an I-pad, are using your phone or an android tablet we recommend you download the apps: **google classroom, google drive, google docs, sheets and slides** as this will keep you signed in.
- If you are using a school provided Chromebook, once you are signed in – you wont need to sign in to google classroom separately as you will already be signed in to your moodle account.